EXAMTOPICS

-Expert Verified, Online, **Free**.



CERTIFICATION TEST

-CertificationTest.net - Cheap & Quality Resources With Best Support

Question #1 *Topic 1*

A developer is creating an OmniScript that provisions trial orgs to their customers. The following text block in the OmniScript uses a merge code to display the ID for the new trial org:
Welcome to Salesforce!
Your ID is %Details:Customer|0:ID%
During testing, the developer notices that the ID does not display. The data JSON is structured as shown below.
How should the developer correct the merge code in order for the ID to display?

```
{
  "Details": {
    "Customer": [
      {"ID":"123456"}
    ]
  }
}
```

A. To %Details:Customer|n:ID%

B. To $Details:Customer|0:ID$

C. To %Details:Customer|1:ID%

D. To %%Details:Customer|0:ID%%

Suggested Answer: *C*
Official Answer: C

Community vote distribution
C (100%)

Afaf_ben Highly Voted 2 years, 5 months ago
indexes starts from 1
upvoted 5 times

Haru25321 Most Recent 1 year, 9 months ago
Index starts from 1
upvoted 1 times

adesh123 1 year, 10 months ago
Index starts from 1
upvoted 1 times

suntionut 1 year, 11 months ago
A couple of points: • The index starts from 1 not from 0. Tested myself just now even if the JSON structure is clearly starting at position 0: https://imgur.com/a/wZJnDOv • The merge syntax for omniscripts is "%" not $
upvoted 1 times

studyvikram 2 years ago
Refer to this section https://help.salesforce.com/s/articleView?id=sf.os_access_omniscript_data_json_with_merge_fields.htm&type=5
upvoted 1 times

lindem 2 years, 1 month ago
I already tested an the correct answer is C
upvoted 1 times

ppremy 2 years, 3 months ago

The correct merge code for the developer to use in order for the ID to display is: B. To $Details:Customer|0:ID$ Explanation: The correct syntax for referencing a merge code in OmniScript is to use a dollar sign ($) followed by the merge code, which includes the object name, index number, and field name. In this case, the object name is "Customer", the index number is "0" (since there is only one element in the "Customer" array), and the field name is "ID". Therefore, the correct merge code to display the ID for the new trial org is "$Details:Customer|0:ID$". Option A is incorrect because it uses the letter "n" instead of the index number "0". Option C is incorrect because it uses the index number "1" instead of "0". Option D is incorrect because it uses double percentage signs (%%) instead of a single dollar sign ($), which is not the correct syntax for referencing merge codes in OmniScript.

upvoted 1 times

Question #2 *Topic 1*

A developer is building an OmniScript and needs to retrieve data from many fields in a Salesforce record.
Which OmniScript element does this?

A. Lookup

B. HTTP Action

C. Select

D. DataRaptor Extract Action

Suggested Answer: *D*
Official Answer: D

Laurens12345 Most Recent 1 year, 8 months ago

One field -> Lookup Many fields if only one object -> DR TURBO Extract Many fields if multiple objects -> DR Extract
upvoted 2 times

ppremy 1 year, 9 months ago

The OmniScript element that allows a developer to retrieve data from many fields in a Salesforce record is the "DataRaptor Extract Action." Therefore, the correct answer is D. The DataRaptor Extract Action is used to retrieve data from a data source such as Salesforce, and it allows developers to specify the object and fields they want to retrieve data from. This element is specifically designed to work with Salesforce data and is often used in combination with other OmniScript elements such as "Select" or "Lookup" to populate fields in a form or create new records in Salesforce.
upvoted 3 times

Question #3 *Topic 1*

A developer creates an OmniScript to display FirstName, LastName, and BirthDate of a contact using a Type Ahead Block. The DataRaptor used in the Type Ahead has been tested and fetches the correct data.
When previewing the OmniScript, the developer enters a name in the Type Ahead and makes a selection of a contact from the list. However, the text fields FirstName, LastName. and BirthDate are not getting populated with the data.
Refer to the exhibit below.
What is the reason that the fields fail to display the fetched data?

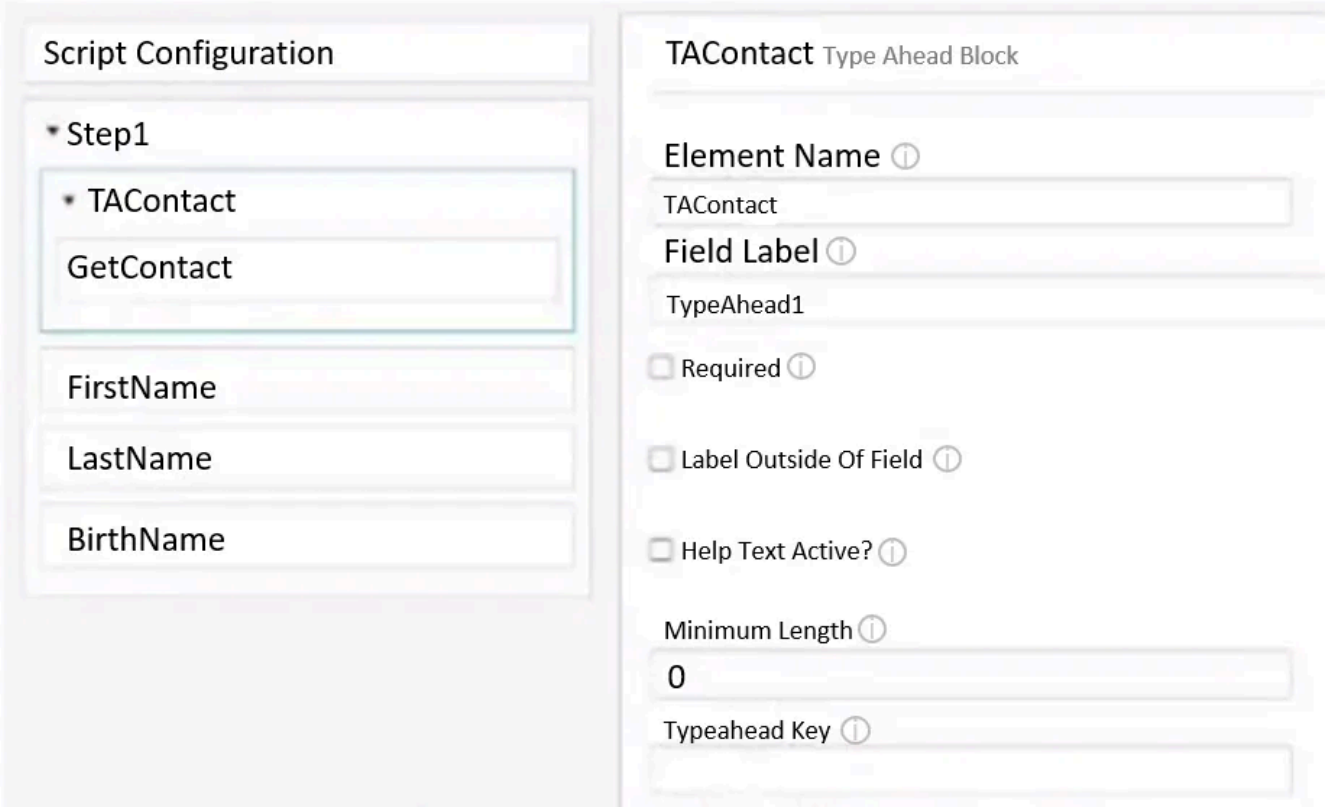

A. Use Data JSON is not selected in the properties of the Type Ahead Block.

B. The Typeahead Key is not in the correct format.

C. Lookup Mode is not selected in the properties of the Type Ahead Block.

D. FirstName, LastName, and BirthDate are not placed inside the Type Ahead Block.

Suggested Answer: *D*
Official Answer: D

Community vote distribution
D (100%)

ppremy Highly Voted 1 year, 9 months ago
Based on the exhibit provided, the reason that the fields fail to display the fetched data is most likely D. FirstName, LastName, and BirthDate are not placed inside the Type Ahead Block. The exhibit shows that the text fields FirstName, LastName, and BirthDate are placed outside the Type Ahead Block, while the DataRaptor is set to fetch data for the Type Ahead Block. Therefore, when a contact is selected from the Type Ahead list, the data is fetched correctly but not displayed in the text fields because they are not located within the Type Ahead Block. To fix this issue, the developer should move the text fields FirstName, LastName, and BirthDate inside the Type Ahead Block. This will allow the fetched data to be displayed in the appropriate fields when a contact is selected from the Type Ahead list.
upvoted 5 times

Question #4 *Topic 1*

An OmniScript displays data from an API using an Integration Procedure, but all of the data is missing. What two errors could cause this? (Choose two.)

A. The API url is not allowlisted in Salesforce.

B. The JSON sent from the Integration Procedure Action does not match any of the Original Input for the Integration Procedure.

C. The OmniScript has no active version.

D. The Integration Procedure Preview Input Parameters do not match the JSON sent from the OmniScript.

Suggested Answer: *B, D*

Official Answer: BD

Community vote distribution



Freddy04 Most Recent 1 year, 1 month ago

I would say A and B: A is correct because if the API URL is not trusted (i.e., not allowlisted) in Salesforce, the callout will fail, resulting in no response data. B is also correct because if the JSON parameters sent from the Integration Procedure Action in the OmniScript do not match what the Integration Procedure expects, the API call may fail or return no data due to incorrect or incomplete input. C is incorrect because the state of the OmniScript does not affect the Integration Procedure's ability to trigger the API call. D is incorrect because the Preview Input Parameters are used only during testing within the Integration Procedure designer. They do not influence runtime behavior when the Integration Procedure is called from an OmniScript.

upvoted 1 times

olfartlol 1 year, 8 months ago

BD Mismatched Element Names: The element name for the missing data does not match the JSON node key in the Integration Procedure Response1. Ensure that the element names in the OmniScript match the corresponding keys in the Integration Procedure's response. Incorrect Preview Input Parameters: The Integration Procedure Preview Input Parameters do not match the JSON sent from the OmniScript1. Verify that the input parameters align correctly between the OmniScript and the Integration Procedure

upvoted 1 times

Haru25321 2 years, 3 months ago

I would say A and B

upvoted 1 times

hi19times 2 years, 4 months ago

option A results in an error.

upvoted 1 times

kikanti 2 years, 5 months ago

Correct answer: AB. and can't be D, because 'Integration Procedure Preview Input Parameters, it is only used for testing purposes and does not impact the functionality of the Integration Procedure.

upvoted 1 times

cooldeeps 2 years, 6 months ago

A and D are the right choices. Explaination for D IS CORRECT. B is incorrect. JSON is sent from Omniscript to IP. Choice B states JSON sent from IP. OS calls IP, so ideally json from Omniscript MUST match the original JSON for IP.

upvoted 1 times

Laurens12345 2 years, 8 months ago

Correct Answer AB

upvoted 4 times

thneeb 2 years, 8 months ago

I would say A and B. A: On my Developer Org I needed to setup some remote settings in th ebeginning, to get the communication running. B: I would agree with the arguments below Not D: I would say, the Previe

upvoted 4 times

ppremy 2 years, 9 months ago

Both option B and D could cause the OmniScript to display no data from an API using an Integration Procedure. B. The JSON sent from the Integration Procedure Action does not match any of the Original Input for the Integration Procedure: If the JSON sent from the Integration Procedure Action does not match the Original Input for the Integration Procedure, the Integration Procedure will not be able to retrieve the correct data from the API. This will cause the OmniScript to display no data or incorrect data. D. The Integration Procedure Preview Input Parameters do not match the JSON sent from the OmniScript: If the Integration Procedure Preview Input Parameters do not match the JSON sent from the OmniScript, the Integration Procedure will not be able to retrieve the correct data from the API. This will cause the OmniScript to display no data or incorrect data.

upvoted 1 times

Question #5 *Topic 1*

An Integration Procedure uses an HTTP action to make a REST API call. The response from the REST API must be converted into a specific XML structure before sending it as an input to another external web service.
How should the developer configure the Integration Procedure to meet this requirement?

A. Use a DataRaptor Transform to convert JSON to XML

B. Use a Remote Action that calls the XMLStreamReader class

C. Use a DataRaptor Extract and check the XML checkbox on the Output JSON Path

D. Use a Remote Action that calls the XMLStreamWriter class

Suggested Answer: *A*
Official Answer: A

Community vote distribution
A (100%)

Ging1991Ok Most Recent 1 year, 10 months ago
DR transform can do it and is easier than calling an apex clases.
upvoted 1 times

lindem 2 years, 1 month ago
DR Transform cam convert Json to XML
upvoted 2 times

ppremy 2 years, 3 months ago
To meet the requirement of converting the response from a REST API into a specific XML structure before sending it as an input to another external web service in an Integration Procedure that uses an HTTP action, the developer should use the "DataRaptor Transform" element to convert the JSON response to XML. Therefore, the correct answer is A. The "DataRaptor Transform" element can be used to transform data from one format to another, such as from JSON to XML. In this case, the developer can use this element to convert the JSON response from the REST API into the required XML structure before sending it to the external web service.
upvoted 2 times

Question #6 *Topic 1*

A developer creates a FlexCard with five state elements. Four of the states have a condition. To test the FlexCard, the developer previews it using sample data that causes two of the states to have true conditions.
In this scenario, how will the developer know which state will display?

A. The first state with a true nested condition, regardless of sequence in the FlexCard canvas, will display.

B. The first state with true conditions sequenced closest to the top of the FlexCard canvas will display.

C. The first state with a true AND condition, regardless of sequence in the FlexCard canvas, will display.

D. The state sequenced first in the FlexCard canvas will display.

Suggested Answer: *B*
Official Answer: B

Community vote distribution
B (100%)

lindem Most Recent 2 years, 1 month ago
Only one State will be displayed , the priority is the one what is more high position on the canvas
upvoted 1 times

ppremy 2 years, 3 months ago
In this scenario, if two of the states in the FlexCard have true conditions, the developer needs to know which state will display. Based on the provided options, the correct answer is B. The first state with true conditions sequenced closest to the top of the FlexCard canvas will display. This means that the state elements that are sequenced higher on the canvas will be evaluated first, and the first state with true conditions will be displayed.
upvoted 2 times

Question #7 *Topic 1*

A developer is building a DataRaptor Load for an Integration Procedure used in an OmniScript.
Based on best practices, how should the developer configure the Input JSON?

A. Build the Input JSON node by node in an editor.

B. Build the Input JSON node by node in the DataRaptor Designer.

C. Copy the Input JSON from the OmniScript {Data} modal.

D. Copy the Input JSON from the DataRaptor Action Debug node.

Suggested Answer: *C*
Official Answer: C

Community vote distribution



thefranix Most Recent 1 year, 11 months ago
Dataraptor is not being called directly from OmniScript. OS is calling Integration Procedure. Option C is the correct option This method ensures that the JSON structure matches exactly what the OmniScript is expecting, reducing the chance of errors. Since OS is calling IP and not DataRaptor, The Option D, copying the Input JSON from the DataRaptor Action Debug node, is not the best practice because the DataRaptor Action Debug node might not always contain the most up-to-date or accurate representation of the Input JSON. The OmniScript {Data} modal, on the other hand, always contains the current state of the data model, which makes it a more reliable source for copying the Input JSON. This ensures that the JSON structure matches exactly what the OmniScript, IP, DR is expecting, reducing the chance of errors.
upvoted 1 times

Kiduta 2 years, 1 month ago
In Omniscript debugger, Data Raptor Debug will contain "input" node which is what actually sent to the Data Raptor
upvoted 2 times

hi19times 2 years, 4 months ago
D seems more correct to me
upvoted 2 times

souzahgg 2 years, 4 months ago
D for sure.
upvoted 2 times

cooldeeps 2 years, 6 months ago
Correct answer is C
upvoted 1 times

ppremy 2 years, 9 months ago
When building a DataRaptor Load for an Integration Procedure used in an OmniScript, based on best practices, the developer should configure the Input JSON by copying it from the OmniScript {Data} modal. Therefore, the correct answer is C.

The {Data} modal in the OmniScript provides the input JSON for the DataRaptor Load action. The input JSON from the {Data} modal contains all the field values from the OmniScript and is specific to the current transaction. Copying the input JSON from the {Data} modal ensures that the input data is consistent with the current transaction, and reduces the likelihood of errors in the data load.
upvoted 3 times

ppremy 2 years, 9 months ago
When building a DataRaptor Load for an Integration Procedure used in an OmniScript, based on best practices, the developer should configure the Input JSON by copying it from the OmniScript {Data} modal. Therefore, the correct answer is C. The {Data} modal in the OmniScript provides the input JSON for the DataRaptor Load action. The input JSON from the {Data} modal contains all the field values from the OmniScript and is specific to the current transaction. Copying the input JSON from the {Data} modal ensures that the input data is consistent with the current transaction, and reduces the likelihood of errors in the data load.Correct answer is D.
upvoted 3 times

Laurens12345 Highly Voted 2 years, 9 months ago
Correct answer is D.

upvoted 6 times

Question #8 *Topic 1*

A developer has an existing DataRaptor Load that inserts Contact records with inputs as lastName and firstName. The DataRaptor works as expected when previewed.
The developer creates an Integration Procedure to test the DataRaptor and is using a SetValues element in the Integration Procedure to set the first name and last name for the contact record. The DataRaptor and Integration Procedure are set up as shown in the exhibits below.
When the developer executes the Integration Procedure in Preview, the following error message displays: “Required fields are missing: [Last Name]”.
How should the developer address this issue?

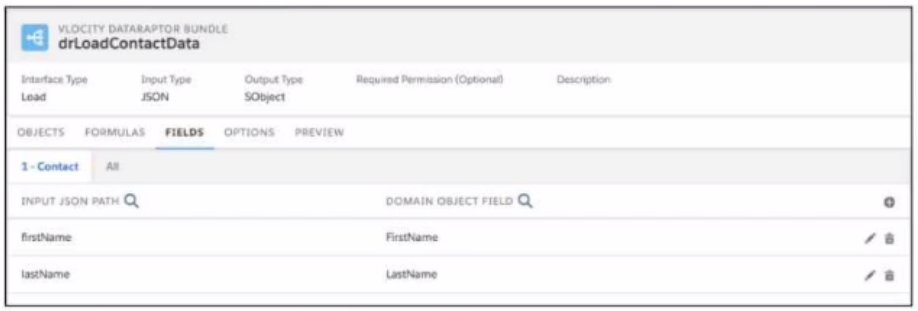

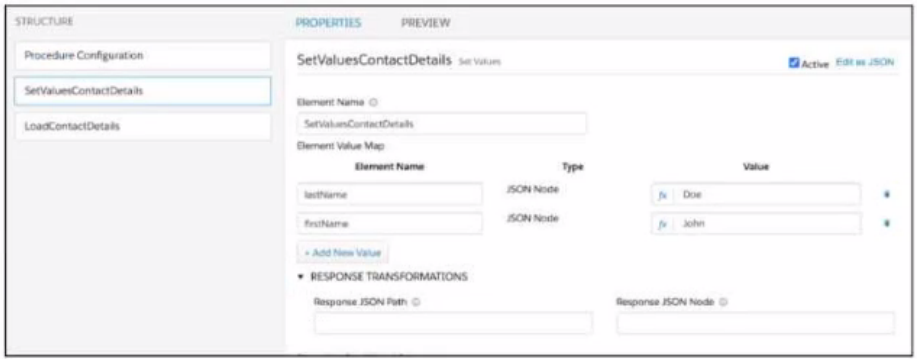

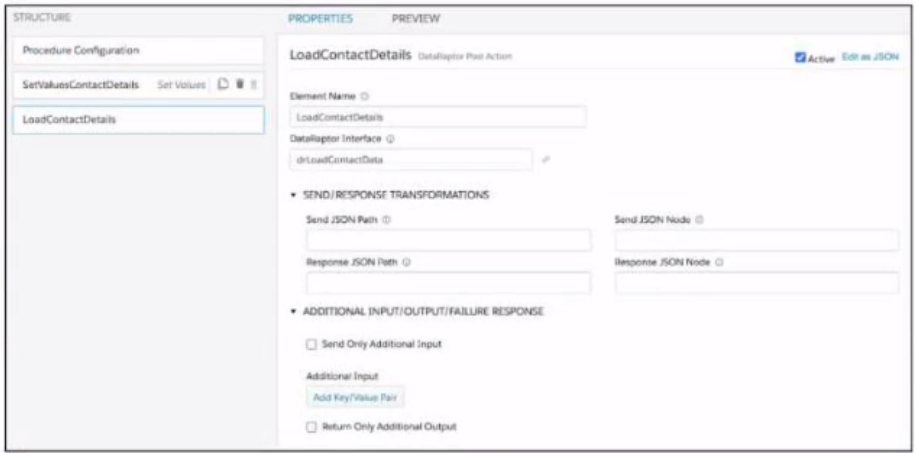

A. SetValuesContactDetails should have been added to Additional Input of DataRaptor Post Action in Integration Procedure

B. The Set Values Action keys should include the DataRaptor Post Action element name path, e.g. LoadContactDetails:lastname

C. The DataRaptor Post Action in the Integration Procedure should have been executed before the Set Values Action

D. The valid field names should be added in the Domain Object Field in the DataRaptor

Suggested Answer: *A*
Official Answer: A

Community vote distribution
A (100%)

lindem Most Recent 2 years, 1 month ago

For me the righ way should set the Send JSON Path SetValuesContactDetails on DR Post Action from Integration Procedure

upvoted 4 times

Laurens12345 2 years, 2 months ago

Answer A is correct.

upvoted 3 times

Question #9 *Topic 1*

A developer needs to display the following information together on one FlexCard: account name, address, phone number, website primary contact first name, contact last name, address, phone number, email
The account information must always be visible, and the contact information should only be visible as needed by the user.
What approach should the developer use to display the contact Information on the card?

A. Set the collapsible property on the block element

B. Use a Datatable element

C. Use a conditional FlexCard State

D. Set the class="collapsible" on the block element

Suggested Answer: *C*
Official Answer: C

Community vote distribution
A (100%)

phemmy2k2 Highly Voted 3 years, 7 months ago
The correct answer should be A
upvoted 10 times

4d2c7f6 Most Recent 2 years, 2 months ago
A is the correct answer
upvoted 1 times

cooldeeps 3 years ago
A is the right answer
upvoted 1 times

thneeb 3 years, 2 months ago
If the system would decide, then C would be correct. But the user can decide to uncollapse the block, so it is A
upvoted 1 times

sirius_spa 3 years, 2 months ago
The key is "The account information must always be visible, and the contact information should only be visible as needed by the user.". For me, the correct answer should be "Set the collapsible property on the block element"
upvoted 2 times

ppremy 3 years, 3 months ago
To display the contact information on a FlexCard only as needed by the user, the developer should use a conditional FlexCard State. Therefore, the correct answer is C. With a conditional FlexCard State, the developer can define conditions that determine which elements are displayed based on the values of specific fields in the input data. In this case, the FlexCard would initially display the account information, and the contact information would be displayed only if the user selects an option or if certain fields have values. Option A is not recommended because the collapsible property on a block element only hides or shows an entire block, not individual fields or elements within the block.
upvoted 1 times

Question #10 *Topic 1*

Which two fields in an Integration Procedure can use a function like CONCAT or DATEDIFF? (Choose two.)

A. In Procedure Configuration, in a Tracking Custom Data value field.

B. In a Response Action, in an Additional Input value field.

C. In a Remote Action, in an Additional Output value field.

D. In a Remote Action, In a Remote Options value field.

Suggested Answer: *B, C*
Official Answer: BC

Community vote distribution



lke300 Most Recent 1 year, 8 months ago
Based on documentation it's A and C (response action does only have output value field)
upvoted 1 times

cooldeeps 2 years ago
only C is correct. for B, response action does not have additional input values
upvoted 4 times

lindem 2 years, 1 month ago
Just B is correct , ResponseAction does not have Additional Input values, just Additional Output Values
upvoted 2 times

thneeb 2 years, 2 months ago
I think that just B ist correct. For all the other input fields there is no f(x) coming before the value field. May be that question here is wrong with two answers.
upvoted 1 times

ppremy 2 years, 3 months ago
The two fields in an Integration Procedure that can use a function like CONCAT or DATEDIFF are:

A. In Procedure Configuration, in a Tracking Custom Data value field. B. In a Response Action, in an Additional Input value field.

Therefore, the correct answers are A and B.

In Procedure Configuration, a developer can specify custom data values that are tracked in the Integration Procedure. These custom data values can use functions like CONCAT or DATEDIFF to modify the input data.

In a Response Action, a developer can specify additional input values that are passed to the Integration Procedure. These additional input values can also use functions like CONCAT or DATEDIFF to modify the input data before it is returned to the calling application.
upvoted 1 times

ppremy 2 years, 3 months ago
The two fields in an Integration Procedure that can use a function like CONCAT or DATEDIFF are: A. In Procedure Configuration, in a Tracking Custom Data value field. B. In a Response Action, in an Additional Input value field. Therefore, the correct answers are A and B. In Procedure Configuration, a developer can specify custom data values that are tracked in the Integration Procedure. These custom data values can use functions like CONCAT or DATEDIFF to modify the input data. In a Response Action, a developer can specify additional input values that are passed to the Integration Procedure. These additional input values can also use functions like CONCAT or DATEDIFF to modify the input data before it is returned to the calling application.Cannot enter functions for Procedure Configuration --> Tracking Custom Data.
upvoted 1 times

Nirmalasa 2 years, 2 months ago
Cannot enter functions for Procedure Configuration --> Tracking Custom Data.
upvoted 2 times

Question #11 *Topic 1*

A developer is troubleshooting an Integration Procedure with two elements: a Remote Action named FetchCart and a Response Action named ResponseCart.
In Preview, what JSON node shows the data sent to the Remote Action?

A. ResponseCart

B. ResponseCartDebug

C. FetchCartDebug

D. FetchCart

Suggested Answer: *B*
Official Answer: B

Community vote distribution
C (95%) (5%

phemmy2k2 Highly Voted 3 years, 7 months ago
FetchCartDebug is the correct answer
upvoted 16 times

ppremy Highly Voted 3 years, 3 months ago
In Preview, the JSON node that shows the data sent to the Remote Action is the FetchCartDebug node. The FetchCartDebug node contains the debug information for the Remote Action, including the input parameters that were sent to the external system. This can be used by developers to troubleshoot issues with the Integration Procedure, such as incorrect input parameters or unexpected behavior from the external system. The ResponseCart node contains the response data from the external system, after it has been processed by the Integration Procedure. The ResponseCartDebug node contains the debug information for the Response Action, including any custom data values that were tracked in the Integration Procedure. Therefore, the correct answer is C. FetchCartDebug.
upvoted 6 times

pauloperez12 Most Recent 2 years ago
Realy, i dont know why the best answer here is "B", it does not make sense FetchCartDebug is the correct answer
upvoted 1 times

lindem 3 years, 1 month ago
FetchCartDebug is the correct answer
upvoted 1 times

RicardoSimoes 3 years, 3 months ago
FetchCartDebug is the correct answer
upvoted 4 times

Question #12 *Topic 1*

On a FlexCard canvas, several fields display with Salesforce data, but one of the fields shows only the label. What could cause this?

A. In the FlexCard state, the Field type for the field does not match the type in the Salesforce record.

B. The Field name in the FlexCard state does not match the DataRaptor Extract's Output JSON Path name.

C. There are No Test Data Test Parameters configured.

D. In the Setup Panel, {recordId} is misspelled in the Data Source Input Map.

Suggested Answer: *A*

Official Answer: A

Community vote distribution

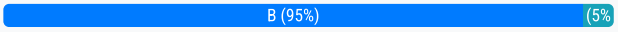

phemmy2k2 Highly Voted 2 years, 7 months ago

Correct answer

upvoted 15 times

ppremy Highly Voted 2 years, 3 months ago

The most likely cause for a field on a FlexCard canvas to display only the label, instead of the Salesforce data, is that the Field name in the FlexCard state does not match the API name or Output JSON Path name of the corresponding field in the Salesforce record. When a FlexCard is designed, the field names and data types in the FlexCard states must match the API names and data types of the corresponding fields in the Salesforce record. If the names do not match, then the FlexCard will not display the data correctly. Therefore, the correct answer is B. The Field name in the FlexCard state does not match the DataRaptor Extract's Output JSON Path name.

upvoted 5 times

Ging1991Ok Most Recent 1 year, 9 months ago

It doesnt say anything abount a dr in they question.

upvoted 1 times

lindem 2 years, 1 month ago

I agree with ppremy. If the field type was not correct sometimes even would not make any diference. If FC expect a number and receive an String (number) would be ok. But if the contact the field Name would be different, them the value of field would be not passed to the FC

upvoted 1 times

Warbandile 2 years, 3 months ago

Yes! B is the right answer as per salesforce documentation.

upvoted 4 times

Question #13 *Topic 1*

A developer is creating a FlexCard for a new Community page. The FlexCard will display case information along with actions to close the case and update the case, and it will be styled using the Community's theme.
What must the developer do to configure the FlexCard for deployment in a Community?

A. Set the Deployment property in Card Configuration to "Community"

B. Add the FlexCard's API name to the FlexCard Player component

C. Configure the Component Visibility in the Custom Component

D. Set the Target property in Publish Options to "CommunityPage"

Suggested Answer: *D*
Official Answer: D

Community vote distribution
D (75%) B (25%)

haily244 1 year, 11 months ago
It is D
upvoted 2 times

lindem 2 years, 1 month ago
The correct answer is D
upvoted 2 times

thneeb 2 years, 2 months ago
From Trailheads poit of view it is D
upvoted 3 times

sirius_spa 2 years, 2 months ago
Correct answer is D - Set the Target property in Publish Options to "CommunityPage"
upvoted 2 times

ppremy 2 years, 3 months ago
Selected Answer: B
B. Add the FlexCard's API name to the FlexCard Player component.

To use a FlexCard in a Community page, the developer must add the FlexCard's API name to the FlexCard Player component. This component can be added to a Lightning page in the Community Builder, and it provides a container for displaying FlexCards on a page. Once the component is added, the developer can configure the component's properties to determine which FlexCard(s) to display and how they should be displayed.
upvoted 3 times

ppremy 2 years, 3 months ago
B. Add the FlexCard's API name to the FlexCard Player component. To use a FlexCard in a Community page, the developer must add the FlexCard's API name to the FlexCard Player component. This component can be added to a Lightning page in the Community Builder, and it provides a container for displaying FlexCards on a page. Once the component is added, the developer can configure the component's properties to determine which FlexCard(s) to display and how they should be displayed.The answer is D, because the question is "What we need to config into FlexCard?", not how we put...Nope, answer is D as per documentation but nice try chatGPT
upvoted 3 times

renatolpjr Most Recent 1 year, 9 months ago
The answer is D, because the question is "What we need to config into FlexCard?", not how we put...
upvoted 1 times

Laurens12345 Highly Voted 2 years, 3 months ago
Nope, answer is D as per documentation but nice try chatGPT
upvoted 8 times

Question #14 *Topic 1*

In an Integration Procedure, a developer needs to perform a multi-step calculation on every element of an array.
Based on best practices, what two methods are recommended? (Choose two.)

A. Use a Matrix Action to call a Calculation Matrix.

B. Use a Calculation Action to call a Calculation Procedure.

C. Use a Set Values Element inside a Loop Block.

D. Use a List Action to merge the array elements together.

Suggested Answer: *A, B*
Official Answer: AB

Community vote distribution
CD (100%)

bellaHadidi456 Highly Voted 2 years, 1 month ago
Check these. A B are correct answers https://help.salesforce.com/s/articleView?id=sf.os_matrix_action_for_integration_procedures.htm&type=5 https://help.salesforce.com/s/articleView?id=sf.os_calculation_action_for_integration_procedures.htm&type=5
upvoted 5 times

cooldeeps Most Recent 2 years ago
A and B seems to be correct - based on best pactises
upvoted 1 times

thneeb 2 years, 1 month ago
There is no Matrix Action nor a Calulation Action. The following trailhead covers Loop and Set Value (https://trailhead.salesforce.com/content/learn/modules/advanced-features-of-omnistudio-integration-procedures/meet-loop-blocks) and this one covers the List Action (https://trailhead.salesforce.com/content/learn/modules/advanced-features-of-omnistudio-integration-procedures/discover-list-actions)
upvoted 1 times

Question #15 *Topic 1*

A communications provider wants to enable their customers to troubleshoot mobile devices using a self-service portal. The developer builds an OmniScript to meet this requirement.
The OmniScript must retrieve device details stored in the Asset object and then call an external system to send troubleshooting commands via REST API to the device.
Which two OmniScript elements should the developer use to configure this functionality?

A. SOQL Action

B. HTTP Action

C. REST API Action

D. DataRaptor Extract Action

E. Navigate Action

Suggested Answer: *B, D*
Official Answer: BD

Community vote distribution
BD (100%)

renatolpjr Most Recent 1 year, 9 months ago
BD, DR for extract the data e HTTP Action for communicate with another system
upvoted 1 times

lindem 2 years, 1 month ago
BD are right answers
upvoted 1 times

Question #16 *Topic 1*

Refer to the exhibit below. A developer has configured an Integration Procedure element with Additional Input.
Alternatively, how could the developer configure SEND/RESPONSE TRANSFORMATIONS to send exactly the same data? Assume the developer has un-checked Send Only Additional Input.



A. Send JSON PathSend JSON Node - SecondaryAccountDRExtractAction:Account

B. Send JSON PathSend JSON Node - %SecondaryAccount%DRExtractAction:Account

C. Send JSON PathSend JSON Node - DRExtractAction:Account%SecondaryAccount%

D. Send JSON PathSend JSON Node - DRExtractAction:AccountSecondaryAccount

Suggested Answer: *D*
Official Answer: D

Community vote distribution
D (70%) A (30%)

lindem Highly Voted 2 years, 1 month ago
It seems that text from answer is not well formatted. Send JSON Node: SecundaryAccount Send JSON Parth: DRExtractAction:Account
upvoted 6 times

haily244 Most Recent 1 year, 11 months ago
D is right
upvoted 1 times

cooldeeps 2 years ago
D is correct
upvoted 1 times

thneeb 2 years, 1 month ago
I would say no answer is correct. The correct answer should be: SecondaryAccount:DRExtractAction:Account I vote a, because I think th ecolon just get lost.
upvoted 3 times

Question #17 *Topic 1*

Refer to the exhibit below. What JSON code correctly represents the step in the OmniScript Structure panel shown'




```
"Step1": {
        "Block1": {
                "Text1": "Text",
                "Telephone1": "1234567890",
                "Block2": {
                        "Checkbox1": false
                }
        },
        "Block3": {
                "Multl-select1": "Value A;Value B"
        }
}
}
```

```
"Step1": {
        "Block1": {
                "Text1": "Text",
                "Telephone1": "1234567890",
        },
        "Block2": {
                "Checkbox1": false,
                "Block3": {
                        "Multl-select1": "Value A;Value B"
                }
        }
}
```

```
"Step1": {
        "Block1": {
                 "Text1": "Text",
        },
        "Block2": {
                "Telephone1": "1234567890",
                "Checkbox1": false,
                "Block3": {
                        "Multl-select1": "Value A;Value B"
                }
        }
}
```

```
"Step1": {
         "Block1": {
                  "Text1": "Text",
                  "Block2": {
                          "Telephone1": "1234567890",
                          "Checkbox1": false
                  }
         },
         "Block3": {
                 "Multl-select1": "Value A;Value B"
         }
}
```

A.

B.

C.

D.

Suggested Answer: *A*

Official Answer: A

Community vote distribution

B (100%)

tani588 Highly Voted 2 years, 5 months ago

Yes, correct answer is B

upvoted 9 times

phemmy2k2 Highly Voted 2 years, 7 months ago

BLOCK 2 IS NOT A CHILD BLOCK UNDER BLOCK 1

upvoted 8 times

Haru25321 Most Recent 1 year, 9 months ago

B is correct

upvoted 1 times

haily244 1 year, 11 months ago

B is right

upvoted 1 times

lindem 2 years, 1 month ago

The Correct Answer is B

upvoted 1 times

thneeb 2 years, 2 months ago

Block 1 and Block 2 are on the same level, so just B + C are possible. And Telephone is part of Block 1, so it is B

upvoted 2 times

sirius_spa 2 years, 2 months ago

B is correct

upvoted 1 times

Question #18 *Topic 1*

A developer is creating a FlexCard and needs to display additional information using a Flyout.
Which two types of components can the developer embed in the flyout? (Choose two.)

A. A DataRaptor

B. An Integration Procedure

C. An OmniScript

D. A child FlexCard

Suggested Answer: *C, D*
Official Answer: CD

Community vote distribution
CD (86%) AB (14%)

haily244 Most Recent 1 year, 11 months ago
The following components can be embedded in the flyout - Child Card, Custom Lwc, Omniscripts. So out of the given options its C and D
upvoted 2 times

JoannaZhang 2 years ago
An OmniScript and A child flexcard can be enbeded in a flexcard
upvoted 1 times

lindem 2 years, 1 month ago
I agree with edy81, Omniscript and child Flexcard can be embedded within a flyout
upvoted 1 times

edy81 2 years, 1 month ago
Omniscript and child Flexcard can be embedded within a flyout
upvoted 2 times

thneeb 2 years, 1 month ago
Difficult how to understand the question. What can be integrated into the Flyout. A Flyout is a child Flexcard and can use Integration Procedure and Data Raptor as a datasource. I tend to A and B.
upvoted 1 times

ppremy 2 years, 3 months ago
The two types of components that a developer can embed in a Flyout are: C. An OmniScript D. A child FlexCard OmniScript is a component that allows the developer to create a guided user interface for performing a series of tasks. It is an ideal component for presenting forms, wizards, or multi-step processes within the Flyout. A child FlexCard is a type of FlexCard that is embedded within another FlexCard. A developer can embed a child FlexCard in a Flyout to display additional information. A DataRaptor and an Integration Procedure are not components that can be embedded in a Flyout. A DataRaptor is used for data integration purposes, while an Integration Procedure is a type of action in Integration Builder that can perform tasks such as data manipulation and integration.
upvoted 1 times

Question #19 *Topic 1*

A developer creates a new FlexCard to display customer data and actions, such as updating billing information and changing the primary contact for the customer account. The FlexCard contains 10 fields and 5 actions.
During testing, several fields display with the correct data, but one of the fields shows only the label.
What could cause this?

A. There are no test parameters configured.

B. The field is null in the Salesforce record.

C. {recordId} is misspelled in the Data Source Input Map.

D. The fields have exceeded the maximum number allowed on the card.

Suggested Answer: *B*
Official Answer: B

4d2c7f6 Most Recent 2 years, 2 months ago

I believe the answer is D
upvoted 1 times

Question #20 *Topic 1*

Refer to the exhibit below. What JSON from the DRGetContactDetails action would display all six values correctly in the OmniScript structure shown? BlkCases is a Repeat Block, and the names of the elements are the same as the label names without spaces.

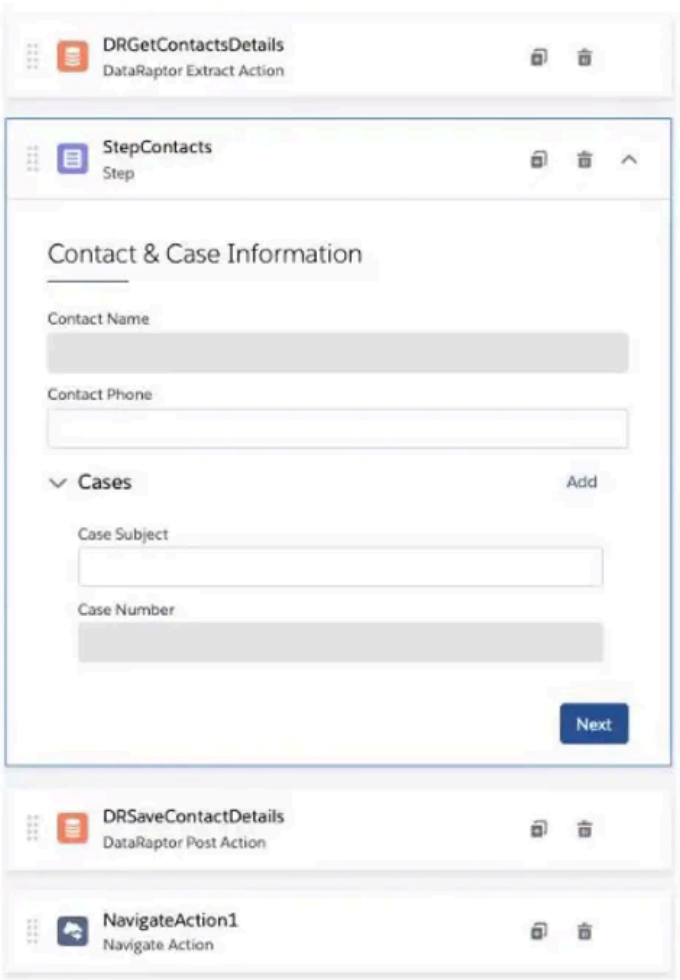


```
{
        "BlkCases": [{
                "Subject": "Cannot track our order.",
                "Number": "00001002"
        },{
                "Subject": "Billing status",
                "Number": "00001004"
        }],
        "ContactPhone": "(212) 189-8979",
        "ContactName": "Leanne Tomlin"
}
```

```
{
        "CaseSubject": "Cannot track our order.",
        "CaseNumber": "00001002",
        "CaseSubject": "Billing status",
        "CaseNumber": "00001004"
        "ContactPhone": "(212) 189-8979",
        "ContactName": "Leanne Tomlin"
}


{
        "BlkCases": [{
                "CaseSubject": "Cannot track our order.",
                "CaseNumber": "00001002"
        },{
                "CaseSubject": "Billing status",
                "CaseNumber": "00001004"
        }],
        "ContactPhone": "(212) 189-8979",
        "ContactName": "Leanne Tomlin"
}


{
       "Cases": [{
               "CaseSubject": "Cannot track our order.",
               "CaseNumber": "00001002"
       },{
               "CaseSubject": "Billing status",
               "CaseNumber": "00001004"
       }],
       "ContactPhone": "(212) 189-8979",
       "ContactName": "Leanne Tomlin"
}
```

A.

B.

C.

D.

Suggested Answer: *C*
Official Answer: C

Currently there are no comments in this discussion, be the first to comment!

Question #21 *Topic 1*

What OmniStudio tool pre-populates the data in a PDF used by an OmniScript?

A. A Data Raptor Extract

B. A Data Raptor Transform

C. A DataRaptor Load

D. A SOQL Query

Suggested Answer: *B*

Official Answer: B

Community vote distribution



thneeb Highly Voted 2 years, 2 months ago

B is the correct answer. Look here https://help.salesforce.com/s/articleView?id=sf.os_create_a_dataraptor_interface_to_map_omniscript_data_to_a_pdf.htm&type=5

upvoted 5 times

cooldeeps Most Recent 2 years ago

B is the right answer

upvoted 1 times

ppremy 2 years, 3 months ago

The OmniStudio tool that pre-populates the data in a PDF used by an OmniScript is: A. A Data Raptor Extract The Data Raptor Extract tool in OmniStudio is used to extract data from a data source such as a Salesforce object or a CSV file. The extracted data can then be used to pre-populate a PDF that is used in an OmniScript. Once the data is extracted using the Data Raptor Extract tool, it can be transformed and loaded into a PDF using the appropriate tools. However, the tool that specifically pre-populates the data in the PDF is the Data Raptor Extract tool. A Data Raptor Transform is used to transform the extracted data into the required format. A DataRaptor Load is used to load the transformed data into the target data source. SOQL Query is a query language used to search and retrieve data from a Salesforce database.Your explanation is perfect but you don't understand your own answer GPT, the answer is Data Raptor Transform since it's loaded then in the pdf. You will need a DR extract as well ofc

upvoted 1 times

ppremy 2 years, 3 months ago

Selected Answer: A

The OmniStudio tool that pre-populates the data in a PDF used by an OmniScript is:

A. A Data Raptor Extract

The Data Raptor Extract tool in OmniStudio is used to extract data from a data source such as a Salesforce object or a CSV file. The extracted data can then be used to pre-populate a PDF that is used in an OmniScript.

Once the data is extracted using the Data Raptor Extract tool, it can be transformed and loaded into a PDF using the appropriate tools. However, the tool that specifically pre-populates the data in the PDF is the Data Raptor Extract tool.

A Data Raptor Transform is used to transform the extracted data into the required format. A DataRaptor Load is used to load the transformed data into the target data source. SOQL Query is a query language used to search and retrieve data from a Salesforce database.

upvoted 1 times

Laurens12345 2 years, 3 months ago

Your explanation is perfect but you don't understand your own answer GPT, the answer is Data Raptor Transform since it's loaded then in the pdf. You will need a DR extract as well ofc

upvoted 4 times

Question #22 *Topic 1*

Refer to the exhibit.
All inputs to the Calculation Matrix are set correctly.
The Calculation Matrix has the following input:
What is the output?

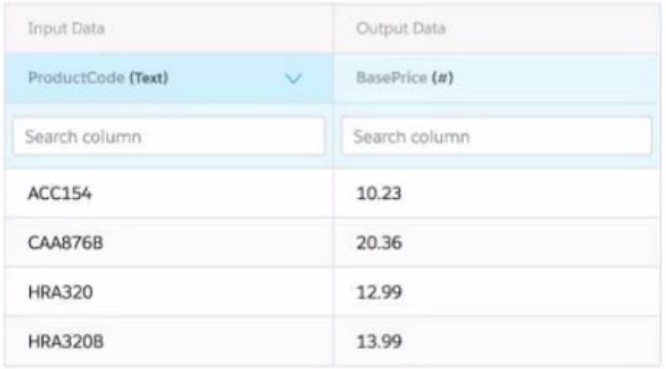

Input Data	Output Data
ProductCode (Text)	BasePrice (#)
Search column	Search column
ACC154	10.23
CAA876B	20.36
HRA320	12.99
HRA320B	13.99

```
{
  "input": {
    "ProductCode": "HRA320"
  }
}
```

A. 12.99,13.99

B. null

C. 12.99

D. 13.99

Suggested Answer: *D*
Official Answer: D

Community vote distribution
C (100%)

sathyasomayajula Highly Voted 2 years, 6 months ago
The Answer Should be 12.99
upvoted 17 times

Paps29 Most Recent 2 years ago
I thought it was C as well but I'm not an expert but I guess it is D because that contains the value plus an additional letter, maybe the syntax of the JSON indicates 'contains' which in this case D is correct because it contains HRA320B? It's not an exact match?
upvoted 1 times

cooldeeps 2 years ago
C should be the answer. A calculation matrix is a table that looks up information using multiple input dimensions and returns the corresponding output value. refer https://help.salesforce.com/s/articleView?id=sf.os_calculation_matrices.htm&type=5
upvoted 4 times

lindem 2 years, 1 month ago
The Correct Ansswer is C
upvoted 2 times

thneeb 2 years, 2 months ago

Should be C

upvoted 2 times

sirius_spa 2 years, 2 months ago

The correct answer is C. 12.99

upvoted 2 times

Kurte 2 years, 3 months ago

Correct answer is C

upvoted 2 times

Question #23 *Topic 1*

A developer creates a FlexCard that displays a contact's mailing address and passes the contact's postal code to a child FlexCard.
When configuring text elements in the child FlexCard, what syntax should a developer use to refer to the contact s postal code?

A. {postalcode}

B. {Params.postalcode}

C. {Parent.postalcode}

D. {Records.postalcode}

Suggested Answer: *C*
Official Answer: C

Community vote distribution



ksar4u Most Recent 1 year, 12 months ago
Question is incomplete. PostalCode was passed as an attribute or data node? If passed as attribute, then C and if its passed as data node, then A.
upvoted 3 times

cooldeeps 2 years ago
Answer is C
upvoted 1 times

Kurte 2 years, 3 months ago
Correct answer is C
upvoted 2 times

ppremy 2 years, 3 months ago
Selected Answer: B
To refer to the contact's postal code passed from the parent FlexCard to the child FlexCard, the developer should use the following syntax: B. {Params.postalcode} When passing data from a parent FlexCard to a child FlexCard, the data is typically passed as a parameter. In this case, the postal code value is being passed to the child FlexCard, so it should be referenced using the {Params.} syntax. The {Params.} syntax is used to refer to parameters that are passed to a FlexCard. When passing a parameter to a child FlexCard, the parameter can be referenced using the {Params.} syntax followed by the name of the parameter. In this case, the parameter name is "postalcode", so the developer should use {Params.postalcode} to refer to the value in the child FlexCard's text elements.
upvoted 1 times

ppremy 2 years, 3 months ago
To refer to the contact's postal code passed from the parent FlexCard to the child FlexCard, the developer should use the following syntax: B. {Params.postalcode} When passing data from a parent FlexCard to a child FlexCard, the data is typically passed as a parameter. In this case, the postal code value is being passed to the child FlexCard, so it should be referenced using the {Params.} syntax. The {Params.} syntax is used to refer to parameters that are passed to a FlexCard. When passing a parameter to a child FlexCard, the parameter can be referenced using the {Params.} syntax followed by the name of the parameter. In this case, the parameter name is "postalcode", so the developer should use {Params.postalcode} to refer to the value in the child FlexCard's text elements.C* https://www.omnistudiofacts.com/post/passing-data-from-parent-to-child-flexcard
upvoted 1 times

Laurens12345 2 years, 3 months ago
C* https://www.omnistudiofacts.com/post/passing-data-from-parent-to-child-flexcard
upvoted 3 times

Question #24 *Topic 1*

A developer is building an OmniScript and needs to retrieve data from a single field in a Salesforce record.
Which OmniScript element does this?

A. HTTP Action

B. Lookup

C. Select

D. DataRaptor Post Action

Suggested Answer: *B*
Official Answer: B

Community vote distribution
B (100%)

ppremy Most Recent 1 year, 9 months ago

To retrieve data from a single field in a Salesforce record, a developer should use the "Lookup" element in an OmniScript. B. Lookup element is used to search and retrieve data from a Salesforce object, including a single field value. The developer can configure the Lookup element to search for the desired record based on specified criteria, such as an ID or a field value. Once the Lookup element retrieves the record, the developer can then use the field value in subsequent steps of the OmniScript. The "HTTP Action" element is used to make an HTTP request to an external service or API. The "Select" element is used to retrieve multiple records from a Salesforce object based on specified criteria. The "DataRaptor Post Action" element is used to update a Salesforce object record or create a new record in the object.

upvoted 1 times

Question #25 *Topic 1*

Why would you version an Integration Procedure instead of cloning it?

A. The new Integration Procedure will be used independently.

B. The new Integration Procedure is Chainable.

C. The new Integration Procedure will replace the existing one.

D. The new Integration Procedure uses a Cache Block.

Suggested Answer: *A*

Official Answer: A

Community vote distribution

C (83%) A (17%)

tani588 Highly Voted 2 years, 5 months ago

In the case of versioning, wouldn't option C be better?

upvoted 12 times

cooldeeps Most Recent 2 years ago

C is the right answer. A basically would allow develper o create a new IP for an entirely different purpose.

upvoted 3 times

studyvikram 2 years ago

FlexCards only replace the current Version, IP's can be utilized separately with Same Name (most likely versioned and modified)

upvoted 1 times

studyvikram 2 years ago

They can be versioned and updated separately. They combine multiple data sources in one server call.

upvoted 1 times

lindem 2 years, 1 month ago

If the Integartion Procedure Would replace a new one would not be batter to use another version ?

upvoted 1 times

sirius_spa 2 years, 2 months ago

The correct is The new Integration Procedure will replace the existing one.

upvoted 2 times

Kurte 2 years, 3 months ago

Correct Answer is C

upvoted 3 times

ppremy 2 years, 3 months ago

The reason to version an Integration Procedure instead of cloning it is: C. The new Integration Procedure will replace the existing one. When a developer versions an Integration Procedure, a new version is created while the existing Integration Procedure remains intact. The new version replaces the existing one and all references to the previous version are updated to use the new version. This ensures that any changes made to the Integration Procedure are reflected throughout the application.

upvoted 3 times

LivingTheDream 2 years, 3 months ago

Yes - C is the correct answer

upvoted 3 times

Question #26 *Topic 1*

In an OmniScript, a developer needs to configure a Disclosure element to require user input only if the user already checked a Non-Disclosure Agreement checkbox.
How should the developer configure the conditional view to meet this requirement?

A. Set element to required if true

B. Show element if true

C. Set element to optional if false

D. Disable read only if true

Suggested Answer: *D*
Official Answer: D

Community vote distribution
A (70%) B (30%)

tani588 Highly Voted 3 years, 5 months ago
I think answer B fits better
upvoted 7 times

kwon25 Most Recent 2 years ago
You can set the element to required and then use show element if true, however this is not mentioned in the question. What you "could do" should not be part of your answer. The correct answer should be set element to require if true - A.
upvoted 1 times

haily244 2 years, 11 months ago
Selected Answer: A
I think A is right, if checkbox is true, it will be required to input. If the checkbox is unchecked, the user has either option to input or ignore
upvoted 3 times

haily244 2 years, 11 months ago
I think A is right, if checkbox is true, it will be required to input. If the checkbox is unchecked, the user has either option to input or ignoreWe can set the element to required. So answer B is more appropriate.
upvoted 3 times

Antonispar 2 years, 8 months ago
We can set the element to required. So answer B is more appropriate.
upvoted 1 times

cooldeeps 3 years ago
A is the right answer
upvoted 4 times

pratikshagorhe2000 3 years, 1 month ago
A is the correct answer.
upvoted 3 times

thneeb 3 years, 2 months ago
B makes a lot of sense, but correct is A. It says in the text "OmniScript to require user input only". The user may input data in the field, if he didn't check the checkbox, but he requires , if he checked the checkbox.
upvoted 4 times

Kurte 3 years, 3 months ago
B is the correct answer
upvoted 1 times

stunkikar 3 years, 3 months ago
A is the correct answer, it sets element as required if true.
upvoted 3 times

ppremy 3 years, 3 months ago

To configure a Disclosure element in an OmniScript to require user input only if the user has already checked a Non-Disclosure Agreement checkbox, a developer should configure the conditional view using: B. Show element if true By configuring the Disclosure element's conditional view with the "Show element if true" option, the element will only be displayed if the condition is true, which in this case would be if the user has already checked the Non-Disclosure Agreement checkbox.

upvoted 3 times

LivingTheDream 3 years, 3 months ago

I agree - B seems to be the correct answer

upvoted 3 times

Question #27 *Topic 1*

A developer needs to configure a DataRaptor to retrieve data from a single object. The structure of the output data does not need to be changed. Following best practices, which type of DataRaptor should the developer use?

A. DataRaptor Turbo Extract

B. DataRaptor Extract

C. DataRaptor Transform

D. DataRaptor Load

Suggested Answer: *A*

Official Answer: A

Community vote distribution



rosepooja Highly Voted 3 years, 3 months ago

A is the correct answer if it only one object

upvoted 8 times

sirius_spa Highly Voted 3 years, 2 months ago

For only 1 object, the best practice is A. DataRaptor Turbo Extract

upvoted 5 times

Tonganeitor Most Recent 1 year, 12 months ago

= A https://help.salesforce.com/s/articleView?id=sf.os_dataraptor_turbo_extract_overview_45624.htm&type=5

upvoted 1 times

ppremy 3 years, 3 months ago

If a developer needs to configure a DataRaptor to retrieve data from a single object and the structure of the output data does not need to be changed, following best practices, the developer should use: B. DataRaptor Extract DataRaptor Extract is the appropriate type of DataRaptor to use in this case as it is designed to extract data from a source system or data source, such as a Salesforce object, without modifying the data structure. DataRaptor Turbo Extract, on the other hand, is an advanced option that can be used to extract data from very large datasets. It includes features like parallel processing and optimized queries for large-scale data extraction.

upvoted 1 times

Question #28 *Topic 1*

A customer has a new Engagement Manager who is going to be the new Primary Contact for the Account.
What type of mapping does a DataRaptor Load use to create the new contact and then add it as the new Primary Contact?

A. Lookup Key

B. Relationship Query

C. Lookup Mapping

D. Linked Mapping

Suggested Answer: *D*
Official Answer: D

Community vote distribution
D (100%)

thneeb Most Recent 1 year, 8 months ago
https://help.salesforce.com/s/articleView?id=sf.os_multiple_related_object_loadslink_mappings_47183.htm&type=5
upvoted 2 times

ppremy 1 year, 9 months ago
To create a new contact and then add it as the new Primary Contact for an account using a DataRaptor Load, the DataRaptor Load should use: D. Linked Mapping A Linked Mapping in a DataRaptor Load enables the creation of new records in the target system, such as creating a new contact record in Salesforce, and links that record to another record, such as the account record.
upvoted 3 times

Question #29 *Topic 1*

A developer creates an Integration Procedure with a Set Values and a DataRaptor Extract Action that requires AccountId as a key. When the developer previews the Integration Procedure, the developer enters the AccountId correctly and executes the preview. The developer sees the data extracted by the DataRaptor in the Debug Log, but the response is empty.
What is the likely cause of this issue?

A. The Response cannot be previewed directly.

B. A Response Action was not added to the Integration Procedure.

C. The AccountId used for the preview is Invalid.

D. The DataRaptor Action did not have the Add Response To Response JSON property set to true.

Suggested Answer: *B*
Official Answer: B

Community vote distribution


lindem 3 years, 1 month ago
B is the correct answer .
upvoted 2 times

edy81 3 years, 1 month ago
B is the obvious answer
upvoted 2 times

thneeb 3 years, 2 months ago
Selected Answer: B
It is B. Not A. Because, why should the response not be displayed? Not C. Because in the Debug Log of the data raptor is content Not D. Because such a checkbox does not exist
upvoted 1 times

thneeb 3 years, 2 months ago
It is B. Not A. Because, why should the response not be displayed? Not C. Because in the Debug Log of the data raptor is content Not D. Because such a checkbox does not existBut d did not mention a check box in the answer
upvoted 1 times

4d2c7f6 Most Recent 2 years, 2 months ago
But d did not mention a check box in the answer
upvoted 1 times

sirius_spa 3 years, 2 months ago
For me, the correct is: B. A Response Action was not added to the Integration Procedure.
upvoted 1 times

Kurte 3 years, 3 months ago
Answer is B
upvoted 3 times

rosepooja 3 years, 3 months ago
Answer must be D
upvoted 1 times

ppremy 3 years, 3 months ago
If a developer creates an Integration Procedure with a Set Values and a DataRaptor Extract Action that requires an AccountId as a key, enters the AccountId correctly and executes the preview, and sees the data extracted by the DataRaptor in the Debug Log but the response is empty, the likely cause of this issue is: D. The DataRaptor Action did not have the Add Response To Response JSON property set to true. Options A and B are not correct, as the response can be previewed directly and a Response Action is not required to see the response in the preview.Confidently incorrect. ChatGPT? lol
upvoted 2 times

ppremy 3 years, 3 months ago