EXAMTOPICS

-Expert Verified, Online, **Free**.



CERTIFICATION TEST

-CertificationTest.net - Cheap & Quality Resources With Best Support

Question #1 *Topic 1*

What are two characteristics of RPC API calls? (Choose two.)

A. They can be used only on network devices.

B. They use only UDP for communications.

C. Parameters can be passed to the calls.

D. They must use SSL/TLS.

E. They call a single function or service.

Suggested Answer: *A, C*

Reference: https://pubs.opengroup.org/onlinepubs/9629399/chap6.htm

Community vote distribution



lt1sme Highly Voted 5 years, 8 months ago

In my view, correct ans should be C & E

upvoted 14 times

lt1sme Highly Voted 5 years, 8 months ago

In my view, correct ans should be C & EAs an experienced software architect i confirm C and E to be correct.

upvoted 14 times

XalaGyan 4 years, 5 months ago

As an experienced software architect i confirm C and E to be correct.

upvoted 3 times

TheNetworkStudent 5 years, 8 months ago

I would agree with C & E, the API calls are like function calls, you make a single function call and pass parameters. Seeing how it's an API format, it could be used on a number of things, not only network devices.

upvoted 6 times

kapppa Most Recent 1 year, 4 months ago

This Exam is no longer Valid. There are all new questions

upvoted 2 times

nmcgruder 1 year, 6 months ago

This Exam is no longer Valid. There are all new questions

upvoted 2 times

CaptainMojo 1 year, 8 months ago

All questions are out of date!

upvoted 2 times

gem 1 year, 9 months ago

all exam questions are outdated

upvoted 2 times

milesse 2 years ago

Just in case, none of the questions are on the current exam as of October 1st

upvoted 1 times

milesse 2 years ago

Just in case, none of the questions are on the current exam as of October 1stCould you please share with us your experience? Did you pass? What kind of questions did the exam had?

upvoted 1 times

gkerdas 1 year, 10 months ago

Could you please share with us your experience? Did you pass? What kind of questions did the exam had?

upvoted 2 times

quest101928 2 years, 7 months ago

Answers are C and E

upvoted 1 times

Backward_CEE 3 years, 2 months ago

Definetely C and E

upvoted 1 times

f143c37 3 years, 4 months ago

It should be C and E

upvoted 1 times

daloslav 3 years, 8 months ago

A [wrong] - RPC calls can be used on all devices supporting RPC, not just network devices B [wrong] - RPC calls can use SSH too C [true] - paramteres can be passed to RPC calls D [wrong] - as RPC calls can use SSH, dont have to use SSL/TLS E [true] - RPC calls call a function or service

upvoted 2 times

veteranon2005 3 years, 10 months ago

RPC client applications can use Secure Sockets Layer/Transport Layer Security (SSL/TLS) as the transport medium, but this is not a requirement. In my opinion, C and E are more likely for this question.

upvoted 2 times

KnightHeart 4 years, 5 months ago

I not sure is E correct or not. As "Batching Remote Procedure Calls" can call more than one RPC. E seem not correct?

upvoted 1 times

B3nd3cida 5 years, 7 months ago

Definitely, not A. It can be execute in traditional Servers. Not B. It work in TCP as well https://www.w3.org/History/1992/nfs_dxcern_mirror/rpc/doc/User/Internet.html The RPC request message contains the remote procedure parameters tor the procedure to be execute at the server(remote) end. So C is OK. RPC can run over TLS. There is an RFC for it. So not D. So by discard ... D gets in.I think the last line of B3nd2cida must be "so by discard ...E gets in" This is the best explanation so far. So I will go with C and E

upvoted 2 times

B3nd3cida 5 years, 7 months ago

Definitely, not A. It can be execute in traditional Servers.

Not B. It work in TCP as well https://www.w3.org/History/1992/nfs_dxcern_mirror/rpc/doc/User/Internet.html

The RPC request message contains the remote procedure parameters tor the procedure to be execute at the server(remote) end. So C is OK.

RPC can run over TLS. There is an RFC for it. So not D.

So by discard ... D gets in.

upvoted 2 times

Wocilon 4 years, 10 months ago

I think the last line of B3nd2cida must be "so by discard ...E gets in" This is the best explanation so far. So I will go with C and E

upvoted 3 times

Question #2 *Topic 1*

Which two actions do Python virtual environments allow users to perform? (Choose two.)

A. Simplify the CI/CD pipeline when checking a project into a version control system, such as Git.

B. Efficiently port code between different languages, such as JavaScript and Python.

C. Run and simulate other operating systems within a development environment.

D. Quickly create any Python environment for testing and debugging purposes.

E. Quickly create an isolated Python environment with module dependencies.

Suggested Answer: *D, E*

Reference: https://realpython.com/python-virtual-environments-a-primer/

Community vote distribution

DE (100%)

Necro20 Highly Voted 4 years, 7 months ago

D & E are the correct answers

upvoted 5 times

nmcgruder Most Recent 1 year, 6 months ago

Took exam on 3/16 and all of these questions are depreciated/outdated

upvoted 1 times

ThePokemonNuzlockingMaster 2 years, 8 months ago

I'm happy with D and E

upvoted 1 times

Question #3 *Topic 1*

What are two benefits of leveraging Ansible for automation of Cisco IOS XE Software? (Choose two.)

A. Ansible playbooks are packaged and installed on IOS XE devices for automatic execution when an IOS device reboots.

B. All IOS XE operating systems include Ansible playbooks for basic system administration tasks.

C. It is a device-independent method for automation and can be used with any type of device or operating system.

D. Ansible playbooks can be written from the IOS XE EXEC command line to configure the device itself.

E. It does not require any modules of software except SSH to be loaded on the network device.

Suggested Answer: *A, C*

Reference: https://developer.cisco.com/learning/modules/intro-ansible-iosxe/ansible-overview/step/4

Community vote distribution



1234567J Highly Voted 5 years, 9 months ago

answer is CE

upvoted 17 times

1234567J Highly Voted 5 years, 9 months ago

answer is CEMay I kindly ask why this is CE? Based on the link below, Cisco devices are already ready to be used for Ansible: https://packetpushers.net/ansible-cisco-snmp/#:~:text=Ansible%20even%20support%20Windows%20servers,of%20modules%20use%20different%20protocols.&text=Two%20examples%20are%20Cisco%20Nexus,to%20be%20used%20from%20Ansible.Ansible is an angentless solution, so it's not installed on the Cisco devices

upvoted 17 times

n3tw0rkn01r 5 years, 8 months ago

May I kindly ask why this is CE? Based on the link below, Cisco devices are already ready to be used for Ansible:

https://packetpushers.net/ansible-cisco-snmp/#:~:text=Ansible%20even%20support%20Windows%20servers,of%20modules%20use%20different%20protocols.&text=Two%20examples%20are%20Cisco%20Nexus,to%20be%20used%20from%20Ansible.

upvoted 2 times

n3tw0rkn01r 5 years, 8 months ago

May I kindly ask why this is CE? Based on the link below, Cisco devices are already ready to be used for Ansible: https://packetpushers.net/ansible-cisco-snmp/#:~:text=Ansible%20even%20support%20Windows%20servers,of%20modules%20use%20different%20protocols.&text=Two%20examples%20are%20Cisco%20Nexus,to%20be%20used%20from%20Ansible.Ansible is an angentless solution, so it's not installed on the Cisco devices

upvoted 2 times

devnet_genius1 5 years, 5 months ago

Ansible is an angentless solution, so it's not installed on the Cisco devices

upvoted 5 times

daloslav Most Recent 3 years, 8 months ago

Ansible doesnt use device agents, it only requiers SSH to connect to client device -> right answers are CE

upvoted 3 times

sysarf 4 years, 5 months ago

Answer is CE

upvoted 1 times

Necro20 4 years, 7 months ago

A is wrong, Ansible is agentless

upvoted 1 times

Lyndongarcia09 4 years, 8 months ago

Anser should be C & E

upvoted 2 times

Icebunertk 4 years, 10 months ago

A is clearly wrong, for actions to be executed on reboot the only thing I can think of is Zero Touch Provisionning or passing a Python script through DHCP

upvoted 4 times

Dejam 5 years, 5 months ago

Because it is agentless, Ansible can automate anything. It can automate devices with SSH, which is the most common option, but it also has support for HTTP APIs, NETCONF, and RESTCONF.

upvoted 1 times

tatrman 5 years, 6 months ago

E) because on networking devices you don't expect python present, so all modules are executing on ansible control host. From their documentation: "Unlike most Ansible modules, network modules do not run on the managed nodes." Different approach compared to managing linux servers via ansible, where you have to provide path (and install python) on managed node.

upvoted 1 times

TheNetworkStudent 5 years, 8 months ago

Ansible is agentless, can't be A... B and D are also not true, which leaves C and E. I do agree that the answer could've been more decisive, but it's C and E

upvoted 3 times

Question #4 *Topic 1*

Refer to the exhibit. The task is to create a Python script to display an alert message when a Meraki MX Security Appliance goes down. The exhibit shows sample data that is received. Which Python snippet displays the device name and the time at which the switch went down?

A.

B.

C.

D.

```
return_val=
{
  "alertId": "643451796765672516",
  "alertType": "appliances went down",
  "deviceMac": "e0:55:3d:6c:c1:7a",
  "deviceName: "MX65 c1:7a",
  "deviceSerial": "Q2QN-58EA-XXXX",
  "deviceUrl": "https://n143.meraki.com/Branch-1/n/.../manage/nodes/new_wired_status",
  "networkId": "L_1234567890",
  "networkName": "Branch 1",
  "networkUrl": "https://n143.meraki.com/Branch-1/n/.../manage/nodes/wired_status",
  "occuredAt": "2018-11-10T18:45:20.000000Z",
  "organizationId": "1234567",
  "organizationName": "Meraki Demo",
  "organizationUrl": "https://n143.meraki.com/o/.../manage/organization/overview",
  "sentAt: "2018-11-10T18:50:30.479982Z",
  "SharedSecret": "asdf1234",
  "version": "0.1"
}
```

```
with return_val:
   print("The Switch: "+deviceName+ ",
   went down at: "+occurredAt)

print("The Switch: "+return_val.deviceName+ ", \
went down at: "+return_val.occurredAt)

print("The Switch: "+return_val['deviceName']+ ", \
went down at: "+return_val['occurredAt']")

with items as return_val:
   print("The Switch: "+items.deviceName+ ",
   went down at: "+items.occurredAt)
```

Suggested Answer:

1234567J Highly Voted 5 years, 9 months ago

answer is C

upvoted 15 times

TheNetworkStudent Highly Voted 5 years, 8 months ago

entered all code in pycharm, C is the only one that works, the exhibit is a dict and that's the only way to get out the values in a print statement

upvoted 7 times

Balkancruiser Most Recent 1 year, 8 months ago

B looks like some sort of quasi class utilisation and here we have a dictionary, the proper way to work with a dictionary is shown in C Correct answer is C.

upvoted 1 times

ThePokemonNuzlockingMaster 2 years, 8 months ago

I agree with Catia12, the answer is most definitely C but there is a typo as the final " in the first line should not be there. I'm sure this wouldn't be present in the real exam

upvoted 2 times

Lyndongarcia09 4 years, 8 months ago

Answer is C

upvoted 3 times

Trying 5 years, 4 months ago

C is correct... Not sure who answered these questions. It's unfortunate that these sites sell the questions with incorrect answers.

upvoted 5 times

catia12 5 years, 6 months ago

It should be C but that last " should not be there

upvoted 3 times

Question #5 *Topic 1*

Refer to the exhibit. The goal is to write a Python script to automatically send a message to an external messaging application when a rogue AP is detected on the network. The message should include the broadcast SSID that is in the alert. A function called `send_to_application` is created, and this is the declaration: send_to_application(message)

The exhibit also shows the data that is received by the application and stored in the variable return_val. Which Python code completes the task?

A.

B.

C.

D.

```
{
  "alertData": {
    "countNode": 1,
      "bssids": [
       "aa:bb:cc:dd:ee:ff",
       "11:22:33:44:55:66"
      ],
      "minFirstSeen": 1548512334,
      "maxLastSeen": 1548512802,
      "countIsContained": 0,
      "reason": "Seen on LAN",
      "wiredMac": "aa:bb:cc:dd:ee:f0"
  },
  "alertId": "629378047939282802",
  "alertType": "Air Marshal -Roque AP detected",
  "occuredAt": "2019-01-26T14:18:54.000000Z",
  "organizationId": "123456",
  "organizationName": "Organization",
  "organizationUrl": "https://n1.meraki.com/o/.../manage/organization/overview",
  "networkId": "L_123456789012345678",
  "networkName": "Network",
  "networkUrl": "https://n1.meraki.com/.../manage/nodes/list",
  "version": "0.1"
  "SharedSecret": "supersecret",
  "sentAt: "2019-01-26T14:35:20.442869Z",
}
```

```
bssids =return_val["bssids"]
for number in range(return_val["alertData"]["countNode"]):
  send_to_application ("ALERT: detected a bssid on the
  network: "+ return_val["alertData"][bssids][number])
```

```
bssids =return_val["bssids"]
for value in bssids:
  send_to_application ("ALERT: detected a bssid on the
  network: "+value)
```

```
count = retutn_val["alertData"]["countNode"]
bssids =return_val["alertData"][count]["bssids"]
for value in bssids:
  send_to_application ("ALERT: detected a bssid on the
  network: "+value)
```

```
bssids =return_val["alertData"]["bssids"]
for value in bssids:
  send_to_application ("ALERT: detected a bssid on the
  network: "+value)
```

Suggested Answer:
Explanation - For number in range value is required for the application to send the alert. Bssids are also included.

lt1sme Highly Voted 4 years, 2 months ago
D should be correct answer
upvoted 19 times

geekio Most Recent 1 year, 10 months ago
Agree with D. The BSSID is a little indent-ed tricks your brain that is under "CountNode"
upvoted 4 times

jas26says 2 years, 8 months ago
D is the correct answer
upvoted 3 times

Lyndongarcia09 3 years, 2 months ago
Answer is D
upvoted 2 times

Lyndongarcia09 3 years, 2 months ago
D should be the correct answer.
upvoted 1 times

XalaGyan 3 years, 2 months ago
i had a quick look with a friend of mine and PLEASE WATCH OUT> Answer C: Syntax erro rdue to return_val bein misspelled even if correct spelling, the data hierarchy wont lead you to the correct key of BSSIDs as that key is not a subordinate value to countNode Answer D: is the closest to a "correct" answer
upvoted 2 times

Trying 3 years, 10 months ago
D is the correct answer
upvoted 3 times

donaldhn754 3 years, 11 months ago
D is the correct answer
upvoted 3 times

Question #6 *Topic 1*

Which two features are foundations of a software-defined network instead of a traditional network? (Choose two.)

A. control plane and data plane are tightly coupled

B. build upon a robust software stack

C. requires device by device-level configurations

D. automated through expressed intent to a software controller

E. requires significant physical hardware resources

Suggested Answer: *B, D*

In traditional networks, control plane and data plane are coupled tightly. It also requires device by device configurations and of course, it uses physical hardware resources to function. Whereas, SDN is based on a software stack. In Cisco SDNs are automated through expressed intent to a software controller.

Community vote distribution

BD (100%)

Wocilon Highly Voted 4 years, 4 months ago

A. In traditional network devices control plane and data plane are tightly coupled. B. is correct. C. In traditional networks, all configurations are done in individual devices D. is correct. E. Is not correct, there are several application of SDN where the devices are not powerful.

upvoted 13 times

ThePokemonNuzlockingMaster Most Recent 2 years, 1 month ago

Happy with B & D as the answer. B is a bit strange in my opinion as it sounds like it could both be true and not true depending on how it's deployed, however A, C and E are all fundamentally wrong so it has to be B and D

upvoted 2 times

Question #7 *Topic 1*

A new project called `device_status` must be stored in a central Git repository called `device_status` with the first file named `device_status.py`. The Git repository is created using the account python_programmer. Which set of commands inserts the project into Git?

A.

```
git init
git add device status.py
git commit -m "Initial Revision"
git remote add origin \
     https://git.cisco.com/python_programmer/device_status.git
git push -u origin master
```

B.

```
git init
git remote add origin \
     https://git.cisco.com/python_programmer/device_status.git
git add device_status.py
git pull
```

C.

```
git init
git remote add origin \
     https://git.cisco.com/python_programmer/device_status.git
git add device_status.py
git commit -m "Initial Revision"
git pull -u origin master
```

D.

```
git init
git add device_status.py
git remote add python_programmer/device_status
git push
```

Suggested Answer:
Reference: https://help.github.com/en/github/importing-your-projects-to-github/adding-an-existing-project-to-github-using-the-command-line

t567 Highly Voted 4 years, 2 months ago
Ans is A
upvoted 7 times

ThePokemonNuzlockingMaster Most Recent 2 years, 2 months ago
I think the answer is supposed to be A but the _ is missing. I'm sure this is just a typo, it would be there in the real exam
upvoted 3 times

ougty 3 years, 6 months ago
There is no correct answer, the most closest ans is A with "device_status.py" instead of "device status.py"
upvoted 2 times

Question #8 *Topic 1*

What are two characteristics of synchronous calls to APIs? (Choose two.)

A. They can be used only with certain programming languages.

B. They make your application less portable, so asynchronous calls are preferred.

C. They can add perceived latency to your application if data is not received.

D. They block until a response is returned from the servers.

E. They do not block while waiting for the API to be processed.

Suggested Answer: *C, E*

Reference: https://docs.cloudmgmt.cisco.com/display/40API/Synchronous+and+Asynchronous+APIs

Community vote distribution

CD (100%)

1234567J Highly Voted 5 years, 9 months ago

answer is CD

upvoted 26 times

ebulating Most Recent 2 years, 1 month ago

Synchronous calls will add latency whether or not data is received.

upvoted 1 times

aaronjul28 3 years, 8 months ago

CD for the win !

upvoted 1 times

Lyndongarcia09 4 years, 8 months ago

Answer is C and D

upvoted 2 times

davman710 4 years, 8 months ago

https://developer.cisco.com/docs/packaged-contact-center/#!synchronous-vs-asynchronous-writes/synchronous-vs-asynchronous-writes

upvoted 3 times

donaldhn754 5 years, 5 months ago

CD is the answer

upvoted 3 times

cooliocool 5 years, 7 months ago

CD for sure

upvoted 3 times

Question #9 *Topic 1*

Refer to the exhibit. What is the result when running the Python scripts?

```
neighbors = ['s1', 's2', 's3']
switch = {'hostname':'nexus','os':'7.0.3','neighbors':neighbors}
print(switch['neighbors'][1])
```

A. s1

B. s2

C. s1, s2, s3

D. s3

Suggested Answer: *B*

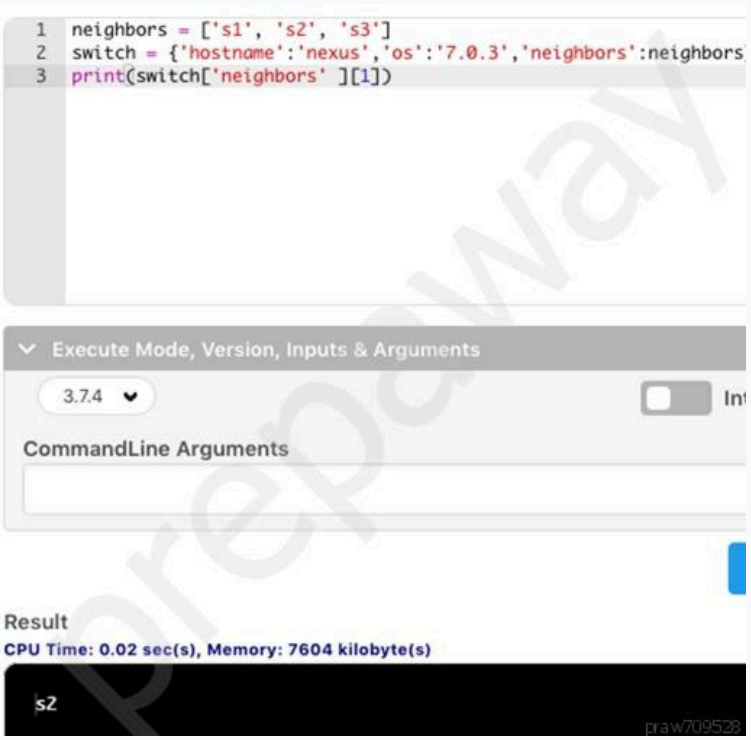

Community vote distribution

B (100%)

donaldhn754 Highly Voted 5 years, 5 months ago

correction - B is the correct answer

upvoted 13 times

ebulating Most Recent 2 years, 1 month ago

Remember that lists in Python are zero indexed to neighbors[1] is the SECOND element.

upvoted 1 times

squirrel88x 2 years, 4 months ago

Access to position [1] of the list, i.e. 's2' (while 's1' is position [0])

upvoted 1 times

Scav20 4 years, 8 months ago

Yes, B is the correct Answer

upvoted 2 times

GeordiLaForge 4 years, 9 months ago

Wouldn't S1 actually be in the 0 spot and S2 is actually 1?. So yes, B.

upvoted 2 times

donaldhn754 5 years, 5 months ago

D is the correct answerNo, B is correct. First object will be 0, so S2 will be object 1 in the list.

upvoted 1 times

donaldhn754 5 years, 5 months ago

D is the correct answer

upvoted 1 times

Waiemzh 4 years, 9 months ago

No, B is correct. First object will be 0, so S2 will be object 1 in the list.

upvoted 2 times

Question #10 *Topic 1*

DRAG DROP -

Drag and drop the code from the bottom onto the box where the code is missing in the Ansible playbook to apply the configuration to an interface on a Cisco IOS

XE device. Not all options are used.

Select and Place:

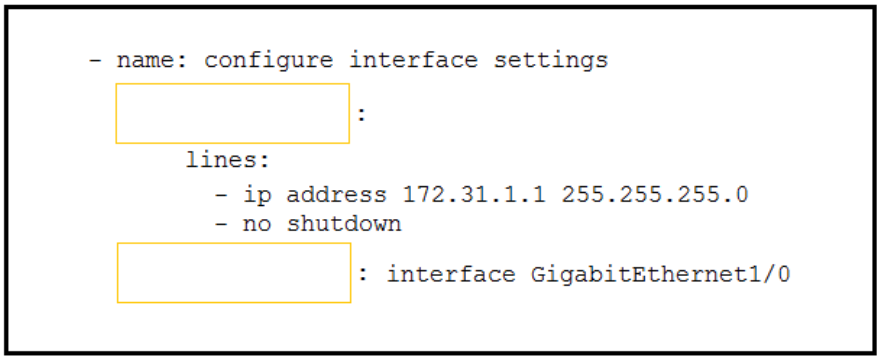

ioscnd | parents
losconfig | interface
iosxe | ios_config

Suggested Answer:

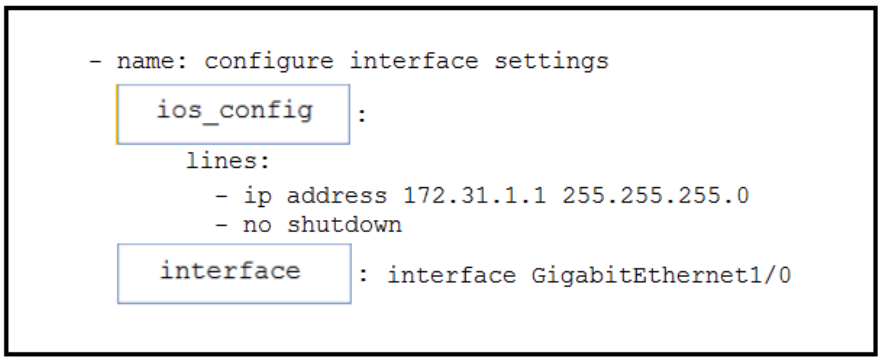

ioscnd | parents
losconfig | interface
iosxe | ios_config

Laith_A Highly Voted 2 years, 5 months ago

IOS_Config, and Parents is correct

upvoted 18 times

Lyndongarcia09 Most Recent 2 years, 2 months ago

It should be ios_config and parents

upvoted 4 times

GeordiLaForge 2 years, 3 months ago

Why is it Parent and not Interface?See examples in ansible doc: https://docs.ansible.com/ansible/2.3/ios_config_module.html

upvoted 1 times

GeordiLaForge 2 years, 3 months ago

Why is it Parent and not Interface?

upvoted 1 times

davman710 2 years, 2 months ago

See examples in ansible doc: https://docs.ansible.com/ansible/2.3/ios_config_module.html

upvoted 3 times

Question #11 *Topic 1*

An engineer stored source code in a Git repository and is ready to develop a new feature. The production release is stored in the `master` branch. Which commands create the new feature in a separate branch called `feature` and check out the new version?

A.

```
git branch \
  https://git.cisco.com/python_programmer/device_status:feature
git checkout device_status:feature
```

B.

```
git remote add branch python_programmer/device_status:feature
git pull
```

C.

```
git branch feature
git checkout feature
```

D.

```
git remote add branch \
  https://git.cisco.com/python_programmer/device_status:feature
git push
```

Suggested Answer:
Reference: https://www.atlassian.com/git/tutorials/comparing-workflows/feature-branch-workflow

t567 Highly Voted 2 years, 2 months ago

Ans is C https://www.atlassian.com/git/tutorials/comparing-workflows/feature-branch-workflow

upvoted 8 times

Question #12 *Topic 1*

What is a benefit of developing an application in a Python virtual environment?

A. The application operates in multiple target systems simultaneously.

B. The application supports concurrency or multithreading.

C. The application operates across systems that have different operating systems.

D. The development environment is isolated from Python projects that already exist.

Suggested Answer: *B*

Reference: https://hackernoon.com/concurrent-programming-in-python-is-not-what-you-think-it-is-b6439c3f3e6a

Community vote distribution

D (100%)

Wocilon Highly Voted 4 years, 11 months ago

Answer is D.

upvoted 12 times

Icebunertk Highly Voted 4 years, 10 months ago

VirtualEnv has nothing to do with Threads https://docs.python.org/3/tutorial/venv.html

upvoted 7 times

ebulating Most Recent 2 years, 1 month ago

venv are a bit of a hack to simplify Python package management. Each virtual environment has its own set of installed packages.

upvoted 1 times

Gehad 2 years, 8 months ago

Answer is D.

upvoted 1 times

aaronjul28 3 years, 8 months ago

Concurrency or multithreading has nothing to do with Virtual Env D is the correct

upvoted 1 times

mafiaz 4 years, 8 months ago

ans is D

upvoted 3 times

Lyndongarcia09 4 years, 8 months ago

Answer should be D, this is the use of venv. Concurrency and multithreading can be done by other Python packages like Nornir.

upvoted 3 times

Question #13 *Topic 1*

Refer to the exhibit. Which type of YANG container is described by the JSON instance provided?

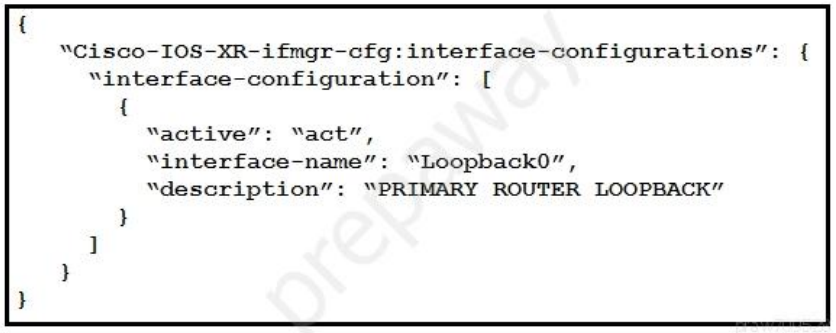

```
{
   "Cisco-IOS-XR-ifmgr-cfg:interface-configurations": {
     "interface-configuration": [
       {
         "active": "act",
         "interface-name": "Loopback0",
         "description": "PRIMARY ROUTER LOOPBACK"
       }
     ]
   }
}
```

A. interface-configurations

B. active

C. interface-name

D. description

Suggested Answer: *A*

Reference: https://www.cisco.com/c/en/us/td/docs/routers/asr9000/software/asr9k-r7-0/programmability/configuration/guide/b-programmability-cg-asr9000-70x/b- programmability-cg-asr9000-70x_chapter_011.html

Community vote distribution

A (100%)

donaldhn754 Highly Voted 5 years, 5 months ago

A, but it should be interface-configuration (without the 's')The 's' is ok there, the 2nd line is where the 's' should be removed as it stated.seems right with the s , the root container is right after the module and the root container here is interface configurationsit is spelt correctly. Format is YangModule:Container {}

upvoted 7 times

donaldhn754 Highly Voted 5 years, 5 months ago

A, but it should be interface-configuration (without the 's')

upvoted 7 times

Necro20 4 years, 7 months ago

The 's' is ok there, the 2nd line is where the 's' should be removed as it stated.

upvoted 1 times

teejaypumpinn 3 years ago

seems right with the s , the root container is right after the module and the root container here is interface configurations

upvoted 1 times

Trying 5 years, 4 months ago

it is spelt correctly. Format is YangModule:Container {}

upvoted 4 times

ebulating Most Recent 2 years, 1 month ago

Looking into the actual YANG file at https://www.yangcatalog.org/yang-search/yang_tree/Cisco-IOS-XR-ifmgr-cfg@2020-10-01 shows that interface-configurations (with an s) is the CONTAINER and interface-configuration (WITHOUT an s) is a LIST

upvoted 2 times

Question #14 *Topic 1*

Refer to the exhibit. Which NETCONF protocol operation is used to interact with the YANG model?

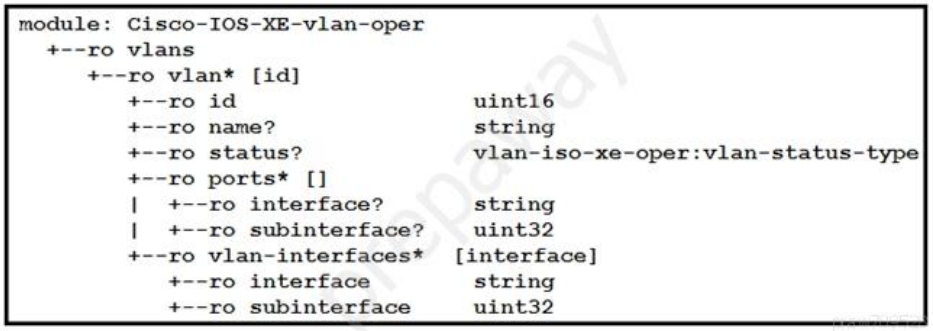

```
module: Cisco-IOS-XE-vlan-oper
  +--ro vlans
     +--ro vlan* [id]
        +--ro id                    uint16
        +--ro name?                 string
        +--ro status?               vlan-iso-xe-oper:vlan-status-type
        +--ro ports* []
        |  +--ro interface?         string
        |  +--ro subinterface?      uint32
        +--ro vlan-interfaces*  [interface]
           +--ro interface          string
           +--ro subinterface       uint32
```

A.

B.

C.

D.

Suggested Answer: *A*

Reference: https://www.cisco.com/c/en/us/td/docs/routers/crs/software/crs-r6-4/programmability/configuration/guide/b-programmability-cg-crs-64x.pdf

Community vote distribution

B (100%)

catia12 Highly Voted 5 years ago

This is state data, not config data. Notice "ro"(read only) in front of every leaf and the module name ending in "-oper"(oparational, not config). State data is retrieved with . https://tools.ietf.org/html/rfc6241#section-1.4. So I think it is B.

upvoted 14 times

B3nd3cida Highly Voted 5 years ago

The operation retrieves configuration data only, while the operation retrieves configuration and state data. https://tools.ietf.org/html/rfc6241# Based on the Read-Only fields then B seems the more accurate.

upvoted 11 times

Cheam Most Recent 2 years ago

The exhibit is a read-only YANG leaf ("ro vlan") therefore is classed as "state" date and not config data. As such the statement is what you need to use to interact with this particular YANG model. Reference documentation: https://blogs.cisco.com/developer/ask-hank-yang-leaves All the best.

upvoted 2 times

teejaypumpinn 2 years, 6 months ago

Ans is B , the module is "oper" for getting data state , thus the GET method would be used here

upvoted 1 times

aaronjul28 3 years, 1 month ago

the model is for operational data > get returns config + oper data , get-config doesnt this is not a model to modify config since all values are ro B is the correct

upvoted 2 times

lmdtasa 3 years, 3 months ago

There is no command it is C

upvoted 1 times

bluesky2022 3 years, 8 months ago

I think it's B because of the read only data.

upvoted 2 times

Lyndongarcia09 4 years, 2 months ago

It shoule be as it is asking for operational data.

upvoted 4 times

donaldhn754 4 years, 11 months ago

B is the most accurate

upvoted 2 times

iancris13 5 years, 1 month ago

i think it's C, because it asks for what kind of protocol is USED to have this output

upvoted 1 times

cooliocool 5 years, 1 month ago

It asks for what type of interaction is used with this YANG model, so I want to say

upvoted 2 times

1234567J 5 years, 3 months ago

answer is C

upvoted 6 times

Question #15 *Topic 1*

Refer to the exhibit. How many YANG models does the NETCONF operation interact with?

```
<rcp xmlns="urn:ietf:params:xml:ns:netconf:base:1.0" message-id="101">
  <get>
    <filter>
      <native xmlns="http://cisco.com/ns/yang/Cisco-IOS-XE-native">
        <ntp>
          <server xmlns="http://cisco.com/ns/yang/Cisco-IOS-XE-ntp">
            <server-list>
              <ip-address>10.11.10.65</ip-address>
            </server-list>
          <server
        </ntp>
      </native>
      <ntp-oper-data xmlns="http://cisco.com/ns/yang/Cisco-IOS-XE-ntp-oper">
        <ntp-status-info>
          <ntp-associations>
            <peer-stratum/>
          </ntp-associations>
        </ntp-status-info>
      </ntp-oper-data>
    </filter>
  </get>
</rcp>
```

A. one

B. two

C. three

D. four

Suggested Answer: *A*

The get operation tag is at the beginning of the document. It interacted only with NTP and its related services. There get operation interacted only with one model.

Community vote distribution

C (100%)

B3nd3cida Highly Voted 4 years, 11 months ago

I believe the answer is 3: If we take a look to the oficial Cisco Yang Model Library: https://github.com/YangModels/yang/tree/master/vendor/cisco/xe The below models do exist: Cisco-IOS-XE-native.yang Cisco-IOS-XE-ntp.yang Cisco-IOS-XE-ntp-oper.yang So somehow the NETCONF must interact with them.

upvoted 13 times

NetWizard Highly Voted 4 years, 3 months ago

3 cause will get both config and oper data - https://datatracker.ietf.org/doc/html/rfc6241

upvoted 7 times

ssink19 Most Recent 1 year, 8 months ago

Leveraged Multiple AI to get to the bottom of this. There are 3 models referenced. Cisco-IOS-XE-native: Handles general native configurations. Cisco-IOS-XE-ntp: Manages NTP server configurations. Cisco-IOS-XE-ntp-oper: Deals with operational data for NTP.

upvoted 1 times

dkhenderson2 1 year, 10 months ago

The server section within the element is not a separate model; it is part of the same YANG model. In the given XML, the section is nested within the model namespace, which means it is an extension or a component of the Cisco-IOS-XE-native YANG model. To clarify, here is the structure: Cisco-IOS-XE-native: This YANG model includes the element and all its nested elements, including and . Cisco-IOS-XE-ntp-oper: This is a separate YANG model that deals with operational data related to NTP. Thus, the operation interacts with these two distinct YANG models. The correct answer is: B. two

upvoted 1 times

squirrel88x 1 year, 11 months ago

The questions says "model" not "module"...might that be the reason why the suggested answer is A (1) and not C (3) ?

upvoted 1 times

fuhgeddaboudit 2 years, 8 months ago

C - 3 cause will get both config and oper data

upvoted 2 times

jas26says 3 years, 8 months ago

I think the provided answer is correct because the only "oper" module is NTP in that case.You can still interact with oper modules. You can them just like you can any other module. Technically, this is considered an interaction, and as such, 3 is likely the correct answer.

upvoted 1 times

jas26says 3 years, 8 months ago

I think the provided answer is correct because the only "oper" module is NTP in that case.

upvoted 1 times

mattlarette 2 years, 8 months ago

You can still interact with oper modules. You can them just like you can any other module. Technically, this is considered an interaction, and as such, 3 is likely the correct answer.

upvoted 1 times

JCGO 4 years, 9 months ago

3. Agreed. Check here: https://datatracker.ietf.org/doc/html/rfc6020 "All YANG definitions are specified within a module that is bound to a particular XML namespace [XML-NAMES], which is a globally unique URI [RFC3986]. A NETCONF client or server uses the namespace during XML encoding of data."

upvoted 3 times

rfissa 5 years, 1 month ago

Can you please elaborate on whyAlso would like to know why C

upvoted 2 times

rfissa 5 years, 1 month ago

Can you please elaborate on why

upvoted 2 times

Boot20 5 years ago

Also would like to know why C

upvoted 1 times

1234567J 5 years, 3 months ago

I think it is C

upvoted 2 times

Question #16 *Topic 1*

Which statement describe the difference between OpenConfig and native YANG data models?

A. Native models are designed to be independent of the underlying platform and are developed by vendors and standards bodies, such as the IETF.

B. Native models are developed by individual developers and designed to apply configurations on platforms.

C. OpenConfig models are developed by vendors and designed to integrate to features or configurations that are relevant only to that platform.

D. Native models are developed by vendors and designed to integrate to features or configurations that are relevant only to that platform.

Suggested Answer: *A*

Reference: https://www.cisco.com/c/en/us/products/collateral/switches/nexus-9000-series-switches/white-paper-c11-741518.html

Community vote distribution

D (100%)

zizoo Highly Voted 5 years, 2 months ago

Answer is D

upvoted 21 times

Final5150 Most Recent 1 year, 1 month ago

D is correct

upvoted 1 times

ThePokemonNuzlockingMaster 2 years, 2 months ago

D is the correct answer

upvoted 2 times

Necro20 4 years, 1 month ago

D is the correct option

upvoted 4 times

Lyndongarcia09 4 years, 2 months ago

Answer is D

upvoted 3 times

donaldhn754 4 years, 11 months ago

D is the answer

upvoted 3 times

devnet_genius1 4 years, 11 months ago

Answer must be D

upvoted 3 times

Question #17 *Topic 1*

Refer to the exhibit. An engineer creates a Python script using RESTCONF to display hostname information. The code must be completed so that it can be tested.

Which string completes the highlighted areas in the exhibit?

```
import requests
import sys

requests.package.urllib3.disable_warnings()

HOST = '10.1.2.3'
PORT = 9443
USER = 'user'
PASS = 'password'

def main():
    url = "https://{h}:{p}/restconf/data/Cisco-IOS-XE-native:native/
hostname".format(h=HOST, p=PORT)
    headers = {'Content-Type': 'application/ [          ] ',
               'Accept': 'application/ [          ] '}
    response = requests.get(url, auth=(USER,PASS),
                            headers=headers, verify=False)
    print(response.text)

if __name__ == '__main__':
    sys.exit(main())
```

A. yang-data+json

B. yang +json

C. yang.data+json

D. json

Suggested Answer: *A*

Reference: https://www.cisco.com/c/en/us/td/docs/ios-xml/ios/prog/configuration/166/b_166_programmability_cg/restconf_prog_int.html

Community vote distribution

A (100%)

lmh Highly Voted 4 years, 11 months ago

It's correct, A

upvoted 9 times

Chkoupipi2 Most Recent 1 year, 11 months ago

I think it's A https://moisio.fr/2020/09/30/cisco-ios-xe-et-restconf-yang/

upvoted 1 times

Rivand 2 years ago

Correct

upvoted 1 times

NHB_ZOEY 3 years, 3 months ago

It's correct, A

upvoted 1 times

Question #18 *Topic 1*

Which statement is true for Cisco IOS XE Software?

A. RESTCONF supports JSON and XML and NETCONF supports XML.

B. RESTCONF supports XML and NETCONF supports JSON and XML.

C. RESTCONF and NETCONF supports JSON and XML.

D. RESTCONF supports XML and NETCONF supports JSON.

Suggested Answer: *A*

Reference: https://www.cisco.com/c/en/us/td/docs/ios-xml/ios/prog/configuration/169/b_169_programmability_cg/restconf_programmable_interface.html

Community vote distribution

A (100%)

flam3Td Highly Voted 4 years, 5 months ago

agree with the answer provided!

upvoted 7 times

lmh Highly Voted 4 years, 11 months ago

A is correct. Netconf only uses XML, restconf can use either JSON or XML

upvoted 5 times

Rivand Most Recent 2 years ago

Correct

upvoted 2 times

fuhgeddaboudit 2 years, 8 months ago

A - NETCONF only XML, RESTCONF - JSON or XML

upvoted 2 times

Question #19 *Topic 1*

Which curl command is used to update the SNMP community of network ID `1234567` to read-only?

A.

```
curl -L -H 'X-Cisco-Meraki-API-Key: <key>' \
  -H 'Content-Type: application/json' \
  -X PUT --data-binary '{ \
    "access":"users", \
          "communityString":"readonly"}' \
          'https://api.meraki.com/api/v0/networks/1234567/snmpSettings'
```

B.

```
curl -L -H 'X-Cisco-Meraki-API-Key: <key>' \
  -H 'Content-Type: application/json' \
  -X PUT --data-binary '{ \
    "access":"community", \
          "communityString":"readonly"}' \
          'https://api.meraki.com/api/v0/networks/1234567/snmpSettings'
```

C.

```
curl -L -H 'X-Cisco-Meraki-API-Key: <key>' \
  -H 'Content-Type: application/json' \
  -X PUT --data-binary '{ \
    "access":"users", \
          "usersname":"snmp", \
          "passphase":"readonly"}' \
          'https://api.meraki.com/api/v0/networks/1234567/snmpSettings'
```

D.

```
curl -L -H 'X-Cisco-Meraki-API-Key: <key>' \
  -H 'Content-Type: application/json' \
  -X POST --data-binary '{ \
    "access":"community", \
          "communityString":"readonly"}' \
          'https://api.meraki.com/api/v0/networks/1234567/snmpSettings'
```

Suggested Answer:
PUT is used to update the snmp network ID. The access has to be community and not users. Therefore, option B is correct.

Wocilon Highly Voted 4 years, 10 months ago
Answer B: Explanation: The type of SNMP access. Can be one of 'none' (disabled), 'community' (V1/V2c), or 'users' (V3). It uses PUT to update the value source: https://developer.cisco.com/meraki/api/#!update-network-snmp-settings
upvoted 9 times

W689 Most Recent 1 year, 11 months ago
https://developer.cisco.com/meraki/api-v1/update-network-snmp/
upvoted 2 times

fuhgeddaboudit 3 years, 2 months ago
PUT - update access - community
upvoted 1 times

Question #20 *Topic 1*

Refer to the exhibit. Which NETCONF statement type is represented by +--rw address* [ip]?

```
module: ietf-ip
 augment /if:interfaces/if:interface:
  +--rw ipv4!
  |  +--rw enabled?      boolean
  |  +--rw forwarding?   boolean
  |  +--rw mtu?          uint16
  |  +--rw address* [ip]
  |  |  +--rw ip                        inet:ipv4-address-no-zone
  |  |  +--rw (subnet)
  |  |  |  +--:(prefix-length)
  |  |  |  |  +--rw prefix-length?          uint8
  |  |  |  +--:(netmask)
  |  |  |     +--rw netmask?             yang:dotted-guad (ipv4-non-contiguous-netmasks)?
  |  |  +--ro origin?                    ip-address-origin
  |  +--rw neighbor* [ip]
  |     +--rw ip                         inet:ipv4-address-no-zone
  |     +--rw link-layer-address         yang:phys-address
```

A. list

B. leaf-list

C. container

D. submodule

Suggested Answer: *A*

Symbols after data node names: "?" means an optional node, "!" means a presence container, and "*" denotes a list and leaf-list.

Community vote distribution

A (100%)

lt1sme Highly Voted 3 years, 11 months ago

A seems correct Answer https://tools.ietf.org/id/draft-nmdsdt-netconf-rfc7895bis-00.html#rfc.section.1.2 Brackets "[" and "]" enclose list keys. Abbreviations before data node names: "rw" means configuration data (read-write) and "ro" state data (read-only). Symbols after data node names: "?" means an optional node, "!" means a presence container, and "*" denotes a list and leaf-list.

upvoted 6 times

cj_kuo Most Recent 1 year, 11 months ago

+--rw address* [ip] is a List entry (note “*”). Therefore, the answer A seems the correct answer. Reference: https://www.ciscolive.com/c/dam/r/ciscolive/emea/docs/2020/pdf/R6BGArNQ/TECNMS-2401.pdf page 32

upvoted 1 times

Question #21 *Topic 1*

The automation engineer must replace device configuration using RESTCONF. How is this configured using the Python library Requests?

A. delete()

B. post()

C. put()

D. patch()

Suggested Answer: *C*

Reference: https://www.cisco.com/c/en/us/td/docs/ios-xml/ios/prog/configuration/166/b_166_programmability_cg/restconf_prog_int.html

Community vote distribution

C (100%)

lmh Highly Voted 4 years, 5 months ago

Answer C is correct. PUT is used to replace a configuration entirely. PATCH is used to make partial changes.

upvoted 7 times

fuhgeddaboudit Most Recent 2 years, 2 months ago

C - Put - Update

upvoted 2 times

Necro20 3 years, 7 months ago

C is the correct answer

upvoted 2 times

Question #22 *Topic 1*

Which function is available in NETCONF and unavailable in RESTCONF?

A. configuration changes are automatically activated

B. uses the YANG data models to communicate

C. supports JSON and data encoding

D. validates the content of a candidate datastore

Suggested Answer: *D*

Reference: https://www.cisco.com/c/en/us/td/docs/ios-xml/ios/prog/configuration/169/b_169_programmability_cg/configuring_yang_datamodel.html

Community vote distribution

D (100%)

fuhgeddaboudit Most Recent 2 years, 2 months ago

D - Candidate configurations

upvoted 1 times

rhmgh 3 years, 2 months ago

"Once you understand REST and NETCONF individually, RESTCONF becomes much easier to understand. RESTCONF, in simplest terms, adds a REST API to NETCONF. YANG models are used with RESTCONF; the URLs, HTTP verbs, and request bodies are automatically generated from the associated YANG model. Unlike NETCONF, RESTCONF supports both XML and JSON. RESTCONF is a subset of NETCONF, so not all operations are supported, for example candidate configurations."

upvoted 2 times

t567 3 years, 8 months ago

Ans is D https://www.cisco.com/c/en/us/td/docs/ios-xml/ios/prog/configuration/169/b_169_programmability_cg/configuring_yang_datamodel.html

upvoted 3 times

Question #23 *Topic 1*

Which setting is used for the dampening period when configuring an on-change publication for YANG-push versus OpenConfig?

A. null

B. -1

C. 0

D. 1000

Suggested Answer: *C*

Reference: https://www.cisco.com/c/en/us/td/docs/ios-xml/ios/prog/configuration/1612/b_1612_programmability_cg/model_driven_telemetry.html

Community vote distribution

C (100%)

t567 Highly Voted 3 years, 8 months ago

Ans is C https://www.cisco.com/c/en/us/td/docs/ios-xml/ios/prog/configuration/1612/b_1612_programmability_cg/model_driven_telemetry.html

upvoted 6 times

Backward_CEE Most Recent 2 years, 2 months ago

On-Change Publication for yang-push When creating an on-change subscription, the dampening period must be set to 0 to indicate that there is no dampening period; no other value is supported.

upvoted 3 times

pafcio84 2 years, 10 months ago

yp:yang-push /cdp-ios-xe-oper:cdp-neighbor-details/cdp-neighbor-detail 0

upvoted 1 times

Question #24 *Topic 1*

Setting is used for the dampening period when configuring an on-change publication for YANG-push versus OpenConfig.
What are two characteristics of synchronous calls to APIs? (Choose two.)

A. They block until a response is returned from the servers

B. They make an application less portable, so asynchronous calls are preferred

C. They add perceived latency to an application if data is not received

D. Calls are limited to specific programming languages

E. They do not block while waiting for the API to be processed

Suggested Answer: *A, C*
Reference: https://docs.cloudmgmt.cisco.com/display/40API/Synchronous+and+Asynchronous+APIs

Community vote distribution
AC (100%)

geekio Most Recent 1 year, 10 months ago
Same as Q:8
upvoted 1 times

mafiaz 3 years, 2 months ago
its A C
upvoted 4 times

t567 3 years, 2 months ago
Ans is AC https://docs.cloudmgmt.cisco.com/display/40API/Synchronous+and+Asynchronous+APIs
upvoted 2 times

Question #25 *Topic 1*

Refer to the exhibit. What is a characteristic of the tree?

```
module: Cisco-IOS-XE-interfaces-oper
  +--ro interfaces
     +--ro interface* [name]
        +--ro name                          string
        +--ro interface-type?               interfaces-ios-xe-oper:ietf-intf-type
        +--ro admin-status?                 interfaces-ios-xe-oper:intf-state
        +--ro oper-status?                  interfaces-ios-xe-oper:oper-state
        +--ro last-change?                  yang:date-and-time
        +--ro if-index?                     int32
        +--ro phys-address?                 yang:mac-address
        +--ro higher-layer-if*              string
        +--ro lower-layer-if*               string
        +--ro speed?                        uint64
        +--ro statistics
        |  +--ro discontinuity-time?    yang:date-and-time
        |  +--ro in-octets?             uint64
        |  +--ro in-unicast-pkts?       uint64
```

A. three optional metrics

B. two leaf-lists

C. ten leaf-lists

D. three containers

Suggested Answer: *A*

Community vote distribution

B (100%)

Wocilon Highly Voted 2 years, 10 months ago

The snippet shows: -Two containers: interfaces, statistics. -Two leaf-list: higher-layer-if, lower-layer-if -Nine optional metrics (all that start with ?) Answer B Source:https://yangcatalog.org/yang-search/yang_tree/Cisco-IOS-XE-interfaces-oper@2019-11-01

upvoted 13 times

Wocilon Highly Voted 2 years, 10 months ago

The snippet shows: -Two containers: interfaces, statistics. -Two leaf-list: higher-layer-if, lower-layer-if -Nine optional metrics (all that start with ?) Answer B Source:https://yangcatalog.org/yang-search/yang_tree/Cisco-IOS-XE-interfaces-oper@2019-11-01isn't is 10 optional metrics? Still, I agree on B.

upvoted 13 times

NoobChampion 2 years, 8 months ago

isn't is 10 optional metrics? Still, I agree on B.

upvoted 4 times

skysoft Most Recent 2 years, 1 month ago

Agree with B. A. optional metrics doesn't exist in yang (the name is not being used) B. Correct, everything ending with * is a list. Lists with a type are leaf-lists. So where interface* [name] is a list, higher-layer-if and lower-layer-if are leaf-lists. C. incorrect, not even close to being possible D. Containers -> "a container node has at most one instance", in this example interfaces and statistics are containers. that makes two, not three. found this very helpful : https://www.tail-f.com/wordpress/wp-content/uploads/2014/02/Tail-f-Instant-YANG.pdf

upvoted 5 times

DRAG DROP -

Refer to the exhibit. Drag and drop the code from the bottom onto the box where the code is missing to complete the ncclient request that captures the operational data of the interfaces of a Cisco IOS XE device. Options may be used once, more than once, or not at all.
Select and Place:

```
$ pyang -f tree ietf-interfaces.yang
module: ietf-interfaces
  +--rw interfaces
  |  +--rw interface* [name]
  |     +--rw name                          string
  |     +--rw description?                  string
  |     +--rw type                          identityref
  |     +--rw enabled?                      boolean
  |     +--ro statistics
  |        +--ro discontinuity-time    yang:date-and-time
  |        +--ro in-unicast-pkts?      yang:counter64
  |        +--ro in-broadcast-pkts?    yang:counter64
  x--ro interfaces-state
     x--ro interface* [name]
        x--ro name               string
        x--ro type               identityref
        x--ro admin-status       enumeration {if-mib}?
        x--ro oper-status        enumeration
        x--ro statistics
           x--ro discontinuity-time    yang:date-and-time
           x--ro in-octets?            yang:counter64
           x--ro in-unicast-pkts?      yang:counter64
```

```
from ncclient import manager
import xml.dom.minidom

USERNAME = 'cisco'
PASSWORD = 'cisco'
HOST = '10.10.20.181'

data = '''
    <  [          ]  xmlns="urn:ietf:params:xml:ns:yang:ietf-interfaces">
       <  [          ]  >
          <statistics></statistics>
       </ [          ]  >
    </ [          ]  >
'''

with manager.connect(host=HOST, password=PASSWORD, port=830, username=USERNAME,
                     hostkey_verify=False, device_params={'name':'iosxe'}) as m:
    c = m.get(filter=(" [          ] ", data)).data_xml

    xml = xml.dom.minidom.parseString(c)
    xml_pretty_str = xml.toprettyxml()
    print(xml_pretty_str)
```

interfaces-state	interface-state	interfaces
xpath	subtree	interface

Suggested Answer:

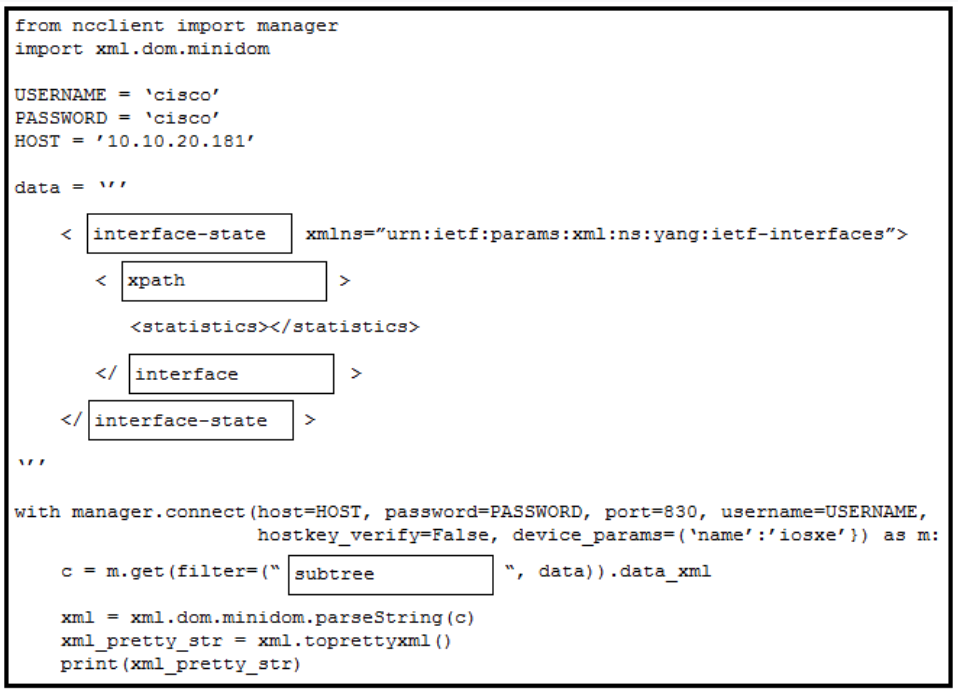

interfaces-state | interface-state | interfaces

xpath | subtree | interface

NoobChampion Highly Voted 2 years, 8 months ago

The question requires operational data so "interfaces-state" should be the first. xpath is not supported so it should be subtree subtree

upvoted 8 times

Wocilon Highly Voted 2 years, 10 months ago

I think this is fundamentally wrong. To access the "statistics" container, the interface name must be provided. The solution should be: XXX The last option should be "subtree". XXX is not required, it will return statistics for all interfaces.

upvoted 5 times

Wocilon 2 years, 10 months ago

I think this is fundamentally wrong. To access the "statistics" container, the interface name must be provided.

The solution should be:

XXX

The last option should be "subtree".

upvoted 5 times

iogah 2 years, 8 months ago

XXX is not required, it will return statistics for all interfaces.

upvoted 3 times

894e19b Most Recent 9 months, 3 weeks ago

x-path should be replaced with . However everything else is correct and is using a Subtree filter due to the data variable input structure.

upvoted 1 times

skysoft 2 years, 1 month ago

Agree with NoobChampion. directly from yangsuite : question can't be answered because of the second missing "interface"option.

upvoted 2 times

GeordiLaForge 2 years, 9 months ago

the answer on this one needs to be explored more

upvoted 1 times

GeordiLaForge 2 years, 10 months ago

What should the very last one be then?

upvoted 1 times

Question #27 *Topic 1*

When working with MV Sense APIs, which type of protocol is MQTT based upon?

A. publish-subscribe messaging protocol

B. simple mail transport protocol

C. heavyweight messaging protocol

D. computer vision protocol

Suggested Answer: *A*

Reference: https://internetofthingsagenda.techtarget.com/definition/MQTT-MQ-Telemetry-Transport

Community vote distribution

A (100%)

devshit Most Recent 2 years ago

from: https://developer.cisco.com/meraki/mv-sense/#!mqtt "MQTT is a Client-Server publish/subscribe messaging transport protocol"

upvoted 3 times

t567 2 years, 2 months ago

Ans is A https://internetofthingsagenda.techtarget.com/definition/MQTT-MQ-Telemetry-Transport

upvoted 2 times

Question #28 *Topic 1*

Refer to the exhibit. Which device type is functioning in a degraded state?

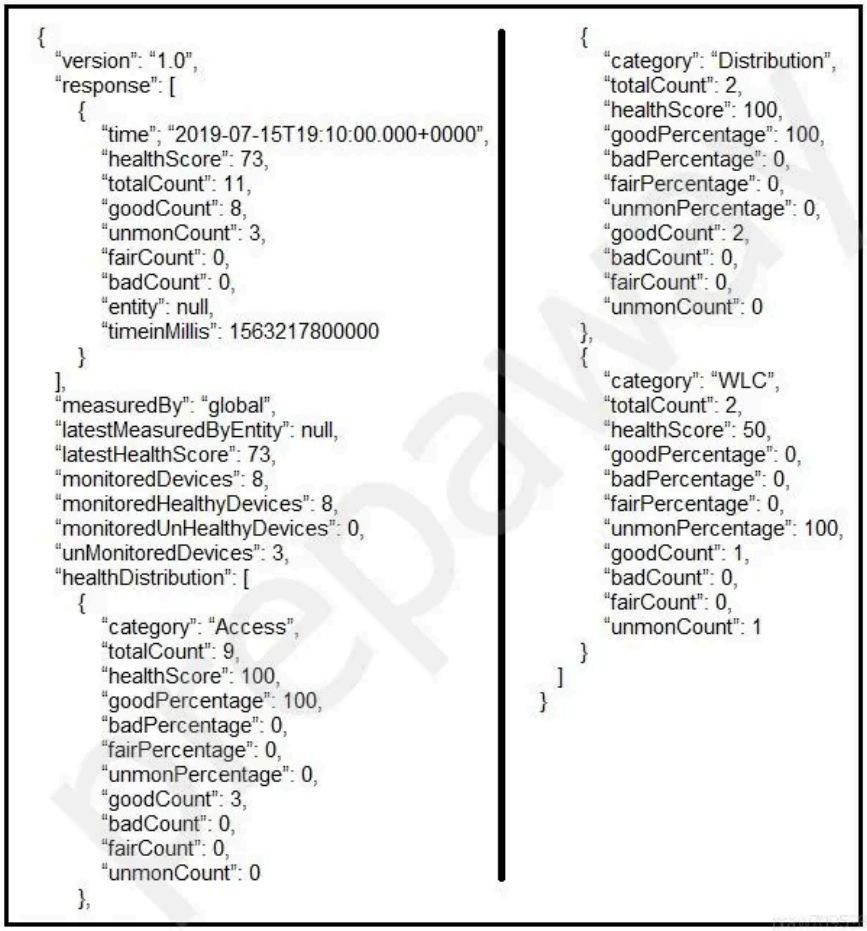

A. access point

B. distribution switch

C. access switch

D. wireless LAN controller

Suggested Answer: *C*

Community vote distribution

D (100%)

Laith_A Highly Voted 3 years, 11 months ago

Answer is D, look at the Health score

upvoted 15 times

enauto Highly Voted 3 years, 8 months ago

"category": "WLC",

upvoted 5 times

fuhgeddaboudit 2 years, 1 month ago

Degraded means there pair of 2 WLC In HA. 100/2 = 50 "category": "WLC" - Health = 50

upvoted 1 times

cj_kuo 2 years, 8 months ago

The answer should be D because it got the lowest health score.

upvoted 1 times

Necro20 3 years, 7 months ago

access switch is where the health score is higher, so C is correctlaugh out loud

upvoted 1 times

Necro20 3 years, 7 months ago

access switch is where the health score is higher, so C is correct

upvoted 1 times

dexilec82 Most Recent 1 year, 7 months ago

laugh out loud

upvoted 1 times

Question #29 *Topic 1*

Which two Netmiko methods are used to configure a device? (Choose two.)

A. send_config()

B. send_control_from_file()

C. send_config_set()

D. send_command()

E. send_config_from_file()

Suggested Answer: *C, E*

Reference: https://pynet.twb-tech.com/blog/automation/netmiko.html

Community vote distribution

CE (100%)

Cheam Most Recent 2 years ago

From: https://pyneng.readthedocs.io/en/latest/book/18_ssh_telnet/netmiko.html Netmiko has several ways to send commands: send_command - send one command send_config_set - send list of commands or command in configuration mode send_config_from_file - send commands from the file (uses send_config_set method inside) send_command_timing - send command and wait for the output based on timer All the best.

upvoted 2 times

lente_kriebels 2 years, 1 month ago

CE is correct https://pyneng.readthedocs.io/en/latest/book/18_ssh_telnet/netmiko.html

upvoted 1 times

Wocilon 4 years, 4 months ago

Answer is still C+E I just want to add that almost any configuration done in cisco devices implies accessing a submenu and sending a line like: config terminal interface loopback1 address XXX XXXX So send_command is for "one-liners", you can do a "write" or "mkdir" but you need to handle the messages of confirmation, which is totally doable but more complicated than a "show", which is the best use of this send_command.

upvoted 4 times

fergbot 4 years, 10 months ago

C+E are correct. send_command() is for read-only commands. https://pyneng.readthedocs.io/en/latest/book/18_ssh_telnet/netmiko.html See "sending commands" section

upvoted 4 times

lmh 4 years, 11 months ago

The correct answer is CD, send_command and send_config_set https://ktbyers.github.io/netmiko/docs/netmiko/base_connection.html

upvoted 1 times

lmh 4 years, 11 months ago

The correct answer is CD, send_command and send_config_set https://ktbyers.github.io/netmiko/docs/netmiko/base_connection.htmldef send_command (self, command_string, expect_string=None, delay_factor=1, max_loops=500, auto_find_prompt=True, strip_prompt=True, strip_command=True, normalize=True, use_textfsm=False, textfsm_template=None, use_ttp=False, ttp_template=None, use_genie=False, cmd_verify=True) Execute command_string on the SSH channel using a pattern-based mechanism. Generally used for show commands. By default this method will keep waiting to receive data until the network device prompt is detected. The current network device prompt will be determined automatically. it says send_command() is generally used for show commands. So I believe C and E are correctsend_command() is to display/fetch data, not config

upvoted 1 times

Audi87 Highly Voted 4 years, 10 months ago

def send_command (self, command_string, expect_string=None, delay_factor=1, max_loops=500, auto_find_prompt=True, strip_prompt=True, strip_command=True, normalize=True, use_textfsm=False, textfsm_template=None, use_ttp=False, ttp_template=None, use_genie=False, cmd_verify=True) Execute command_string on the SSH channel using a pattern-based mechanism. Generally used for show commands. By default this method will keep waiting to receive data until the network device prompt is detected. The current network device prompt will be determined automatically. it says send_command() is generally used for show commands. So I believe C and E are correct

upvoted 5 times

Necro20 4 years, 1 month ago

send_command() is to display/fetch data, not config

upvoted 1 times

Question #30 *Topic 1*

Refer to the exhibit. An engineer creates an Ansible playbook to configure VRF information using a local_vrfs variable. The code must be completed so that it can be tested. Which string completes the code?

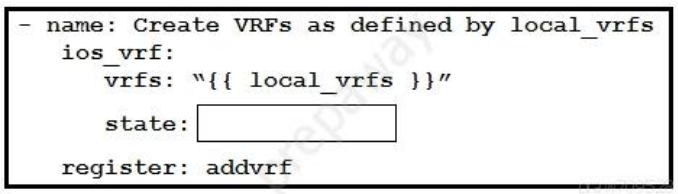

A. present

B. up

C. on

D. active

Suggested Answer: *A*

Reference: https://docs.ansible.com/ansible/latest/modules/ios_vrf_module.html

Community vote distribution

A (100%)

lmh Highly Voted 4 years, 11 months ago

A is correct. The state is either present/absent

upvoted 9 times

lente_kriebels Most Recent 2 years, 1 month ago

A it is

upvoted 1 times

fuhgeddaboudit 2 years, 7 months ago

https://docs.ansible.com/ansible/latest/modules/ios_vrf_module.html

upvoted 1 times

Question #31 *Topic 1*

DRAG DROP -

Drag and drop the commands to the Ansible playbook that applies configuration to an interface on a Cisco IOS XE device. Not all options are used.

Select and Place:

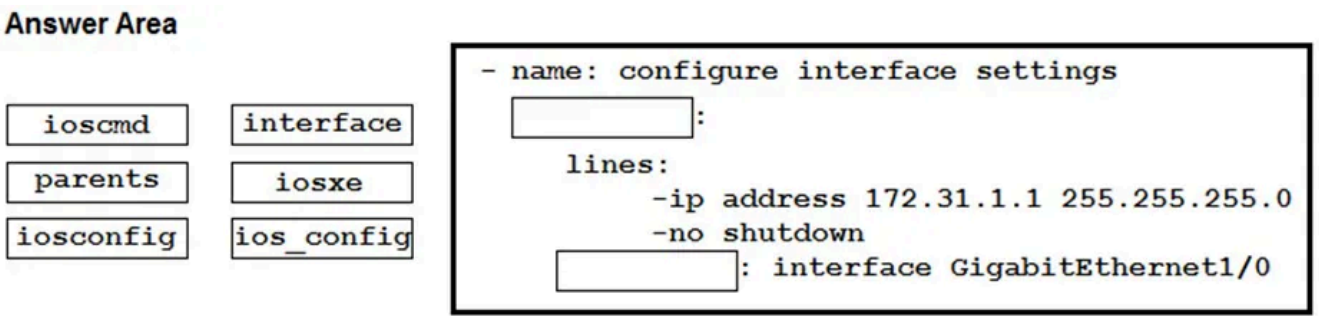

Suggested Answer:

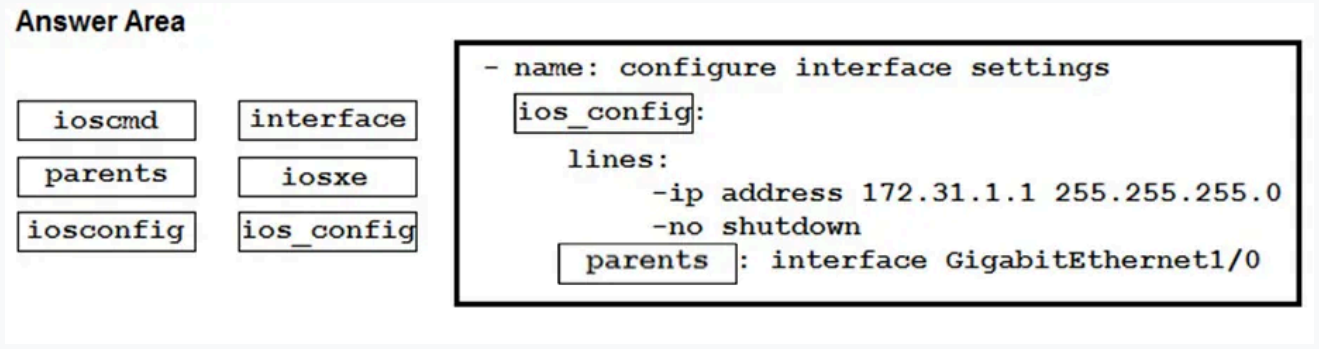

Reference: http://imxing.cn/?p=464

fuhgeddaboudit Most Recent 2 years, 1 month ago

https://docs.ansible.com/ansible/latest/collections/cisco/ios/ios_config_module.html#examples

upvoted 1 times

pafcio84 2 years, 10 months ago

- name: configure interface settings cisco.ios.ios_config: lines: - description test interface - ip address 172.31.1.1 255.255.255.0 parents: interface Ethernet1

upvoted 2 times

Wocilon 3 years, 11 months ago

Duplicated with the question 10

upvoted 3 times

lmh 4 years, 5 months ago

The answer is correct https://docs.ansible.com/ansible/latest/collections/cisco/ios/ios_config_module.html#examples

upvoted 3 times

Question #32 *Topic 1*

Refer to the exhibit. Which XML tag completes this NETCONF telemetry subscription with a Cisco IOS XE device?

```
<rpc message-id="101" xmlns="urn:ietf:params:xml:ns:netconf:base:1.0">
  <establish-subscription
     xmlns="urn:ietf:params:xml:ns:yang:ietf-event-notifications"
     xmlns:yp="urn:ietf:params:xml:ns:yang:ietf-yang-push">
   <stream>yp:yang-push</stream>
   <yp:xpath-filter>/mdt-oper:mdt-oper-data/mdt-subscriptions</yp:xpath-filter>
   <yp:                >1000</yp:                >
  </establish-subscription>
</rpc>
```

A. crontab

B. cadence

C. frequency

D. period

Suggested Answer: *D*
Reference: https://www.cisco.com/c/en/us/td/docs/ios-xml/ios/prog/configuration/1610/b_1610_programmability_cg/model_driven_telemetry.html

lt1sme Highly Voted 1 year, 11 months ago

Ans is D https://www.cisco.com/c/en/us/td/docs/ios-xml/ios/prog/configuration/1610/b_1610_programmability_cg/model_driven_telemetry.html
upvoted 5 times

Question #33 *Topic 1*

Which two statements are benefits of YANG-push telemetry data over traditional data collection methods? (Choose two.)

A. The subscription requests use less bandwidth than SNMP polls.

B. It uses UDP rather than TCP.

C. You can precisely define data subscriptions.

D. It scales better than SNMP.

E. It is supported on more devices than SNMP.

Suggested Answer: *B, C*

Reference: https://tools.ietf.org/id/draft-song-ntf-01.html

Community vote distribution

CD (100%)

1234567J Highly Voted 5 years, 3 months ago

B is wrong, CD is the answer

upvoted 13 times

lmh Highly Voted 4 years, 11 months ago

B is wrong, because SNMP uses UDP. CD seem correct

upvoted 6 times

Liesmithson Most Recent 1 year, 8 months ago

Cd . Yang pushed telemetry uses netconf over ssh, usually on port 830, which is tcp

upvoted 1 times

saliente 1 year, 9 months ago

A isn't all true, due to you can define the collect just for one item, than use lass bandwidth than Yang. B is wrong due to SNMP can work on UDP too. CD is more correct, E: is not true, SNMP can send to more than one server

upvoted 1 times

asdjalskjda 2 years, 2 months ago

Only C&D are correct

upvoted 1 times

NoobChampion 4 years, 2 months ago

I agree with CD, however, A is also correct. SNMP uses more bandwidthNot sure SNMP uses more bandwidth : Yang-push may use XML text formats which is quite inefficient from an bandwidth point of point whereas SNMP is only binary .

upvoted 2 times

NoobChampion 4 years, 2 months ago

I agree with CD, however, A is also correct. SNMP uses more bandwidth

upvoted 2 times

after_eight 2 years, 3 months ago

Not sure SNMP uses more bandwidth : Yang-push may use XML text formats which is quite inefficient from an bandwidth point of point whereas SNMP is only binary .

upvoted 2 times

It1sme 4 years, 11 months ago

A&B is also true, but in context to the question, options C&D seem more correct

upvoted 2 times

Question #34 *Topic 1*

FILL BLANK -

Fill in the blank to complete the statement.

[ ] is a solution for automating the configuration of a device when it is first powered on, using DHCP and TFTP.

Suggested Answer:

Reference: https://developer.cisco.com/docs/ios-xe/#!day-zero-provisioning-quick-start-guide

Bingchengchen236 Most Recent 2 years, 2 months ago

https://developer.cisco.com/docs/ios-xe/#!day-zero-provisioning-quick-start-guide/preboot-execution-environment-ipxe iPXE - Booting an image located on an FTP, HTTP, or TFTP server is supported. so, both ZTP and iPXE is correct.

upvoted 1 times

bluesky2022 3 years, 2 months ago

it's iPXE

ZTP uses https with tls, in general.

upvoted 2 times

bluesky2022 3 years, 2 months ago

it's iPXE ZTP uses https with tls, in general.This is incorrect. iPXE does not support TFTP. ZTP is DHCP and HTTP or TFTP.

upvoted 2 times

jbch 3 years ago

This is incorrect. iPXE does not support TFTP. ZTP is DHCP and HTTP or TFTP.

upvoted 1 times

t567 3 years, 8 months ago

Ans is ZTP https://developer.cisco.com/docs/ios-xe/#!day-zero-provisioning-quick-start-guide

upvoted 3 times

t567 3 years, 8 months ago

Ans is ZTP https://developer.cisco.com/docs/ios-xe/#!day-zero-provisioning-quick-start-guidewhy not Preboot eXecution Environment (iPXE) ?iPXE does not support TFTP. It works over HTTP. The answer is ZTP, which obtains boot location from DHCP option 67 and uses HTTP or TFTP.

upvoted 3 times

rhmgh 3 years, 2 months ago

why not Preboot eXecution Environment (iPXE) ?iPXE does not support TFTP. It works over HTTP. The answer is ZTP, which obtains boot location from DHCP option 67 and uses HTTP or TFTP.

upvoted 1 times

rhmgh 3 years, 2 months ago

why not Preboot eXecution Environment (iPXE) ?

upvoted 1 times

jbch 3 years ago

iPXE does not support TFTP. It works over HTTP. The answer is ZTP, which obtains boot location from DHCP option 67 and uses HTTP or TFTP.

upvoted 1 times

Question #35 *Topic 1*

Which tag is required when establishing a YANG-push subscription with a Cisco IOS XE device?

A.

B.

C.

D.

Suggested Answer: *D*

Reference: https://www.cisco.com/c/en/us/td/docs/ios-xml/ios/prog/configuration/1612/b_1612_programmability_cg/model_driven_telemetry.html

Community vote distribution



1234567J Highly Voted 5 years, 9 months ago

both period, and xpath-filter are mandatory.

upvoted 9 times

zp1232000 Highly Voted 5 years, 2 months ago

even though it is mentioned as mandatory, period, is not used for on-change subscription which is mentioned in the same document

upvoted 7 times

jchutch2 Most Recent 1 year, 1 month ago

Cisco Documentation (IOS XE Programmability Guide) Cisco's Programmability Configuration Guide (e.g., for IOS XE Everest 16.6.x, Gibraltar 16.12.x, Fuji 16.9.x) clearly states that: The element must be explicitly set in the or RPC. There is no default period value; if you omit this tag, the subscription is considered invalid. The value is expressed in centiseconds (100ths of a second). For example:

upvoted 2 times

ssink19 1 year, 8 months ago

While is important for managing subscriptions, it is not typically required to be specified by the client when initially establishing the subscription. Instead, it is usually generated and returned by the server upon successful creation of the subscription.

upvoted 1 times

Liesmithson 1 year, 8 months ago

I am going to go with xpathFilter as for On Chamge , the period is replaced by another value

upvoted 1 times

samael666 1 year, 10 months ago

the xpath tag specifies the par of the YANG tree the client is subcription to.

upvoted 1 times

due 2 years, 9 months ago

YANG-Push YANG-push is the subscription and push mechanism for YANG databases. YANG-push subscriptions are defined using a data model. Using YANG-push, subscriber applications can request a continuous, customized stream of updates from YANG databases. The YANG-push encompasses all data in the configuration and operational databases that is described by the YANG model installed on a device. You must provide a filter for data, as subscription to all data is not supported. 'You must provide a filter for data' https://www.cisco.com/c/en/us/td/docs/ios-xml/ios/prog/configuration/167/b_167_programmability_cg/model_driven_telemetry.html

upvoted 3 times

veteranon2005 3 years, 8 months ago

Answer is C, a unique subscription ID is required. The subscription ID is used to identify the subscription and is included in all YANG-push notifications sent by the device.

upvoted 2 times

Lyndongarcia09 4 years, 8 months ago

The stream, xpath-filter, and period fields in the RPC are mandatory. yp:yang-push /mdt-oper:mdt-oper-data/mdt-subscriptions 1000 https://www.cisco.com/c/en/us/td/docs/ios-xml/ios/prog/configuration/167/b_167_programmability_cg/model_driven_telemetry.html

upvoted 2 times

B3nd3cida 5 years, 6 months ago

The stream, xpath-filter, and period fields in the RPC are mandatory. https://www.cisco.com/c/en/us/td/docs/ios-xml/ios/prog/configuration/167/b_167_programmability_cg/model_driven_telemetry.html

upvoted 6 times

Refer to the exhibits. An engineer creates a Python scripts using ncclient to display interface information. The code must be completed so that it can be tested.

Which expression completes the highlighted section in the format call?

```
from device_info import ios_xe1
from ncclient import manager
import xmltodict

netconf_filter = open('filter-ietf-interfaces.xml").read()

if __name__ == '__main__':
   with manager.connect(host=ios_xe1["address"],
                        port=ios+xe1["port"],
                        username=ios+xe1["username"],
                        password=ios+xe1["password"],
                        hostkey_verify=False) as m:

     netconf_reply = m.get(netcong_filter)

     intf_details = xmltodict.parse(netconf_reply.xml)["rpc-reply"]["data"]
     intf_config = intf_details["interfaces"]["interface"]
     intf_info = intf_details["interfaces-state"]["interface"]

     print("")
     print("Interface Details:")
     print(" Name: {}".format(                ["name"]))
     print(" Description: {}".format(intf_config["description"]))
     print(" Type: {}".format(intf_config["type"]["#text"]))
     print(" MAC Address: {}".format(intf_info["phys-address"]))
     print(" Packet Input: {}".format(intf_info["statistics"]["in-unicast-pkts"]))
     print(" Packet Output: {}".format(intf_info["statistics"]["out-unicast-pkts"]))
```

```
<filter>
  <interfaces xmlns="urn:ietf:params:xml:ns:yang:ietf-interfaces">
    <interface>
      <name>GigabitEthernet2</name>
    </interface>
  </interfaces>
  <interfaces-state xmlns="urn:ietf:params:xml:ns:yang:ietf-interfaces">
    <interface>
      <name>GigabitEthernet2</name>
    </interface>
  </interfaces-state>
</filter>
```

A. intf_info

B. intf_config

C. intf_get

D. intf_config[0]

Suggested Answer: *A*

The highlighted format cell for print is for the host. Reference: https://github.com/CiscoDevNet/dnac-python-path-trace/blob/master/path_trace.py

Community vote distribution

B (55%) A (45%)

1234567J Highly Voted 4 years, 3 months ago

answer is B

upvoted 19 times

Lyndongarcia09 Highly Voted 3 years, 2 months ago

Answer is A although A and B will give you the correct answer, but it is asking interface information

upvoted 5 times

jchutch2 Most Recent 1 year, 1 month ago

It's B. They got the exact script from here: https://github.com/CiscoDevNet/BRKDEV-1368/blob/master/netconf/example2.py

upvoted 2 times

Goose2991 1 year, 2 months ago

they put a interface description on what the port is meant for "intf_config"

upvoted 1 times

RickAO76 1 year, 4 months ago

Definitely B

upvoted 1 times

dexilec82 1 year, 7 months ago

The answer is B. If you look carefully at the result, the format is interfaces xmlns. If you use intf_info then the result should be with the format interfaces-state xmlns. I think both should work in getting the name of the interfaces but it is looking for the name of the interface under the interfaces yang container.the m.get netconf command will get the configs not the operational state the netconf_filter = open('filter-ietf-interfaces.xml').read() netconf_reply = m.get(netconf_filter)

upvoted 1 times

dexilec82 1 year, 7 months ago

Selected Answer: B

The answer is B. If you look carefully at the result, the format is interfaces xmlns. If you use intf_info then the result should be with the format interfaces-state xmlns. I think both should work in getting the name of the interfaces but it is looking for the name of the interface under the interfaces yang container.

upvoted 1 times

dexilec82 1 year, 7 months ago

the m.get netconf command will get the configs not the operational state the netconf_filter = open('filter-ietf-interfaces.xml').read() netconf_reply = m.get(netconf_filter)

upvoted 1 times

cj_kuo 1 year, 11 months ago

The answer was B. If you read the question carefully, the answer was on there.

upvoted 1 times

TechBrain 3 years, 10 months ago

The answer is intf_info (A) . I tired the code and both intf_info (intf_details["interfaces-state"]["interface"]) & intf_config (intf_details["interfaces"]["interface"]) work and give the interface name The filter has "interfaces" and "interfaces-state" which means "m.get(netconf_filter)" will get both the config and state The question says "display interface information" (int_info) not configuration.

upvoted 4 times

dooly 3 years, 10 months ago

answer is B https://github.com/CiscoDevNet/BRKDEV-1368/blob/master/netconf/example2.py

upvoted 4 times

lmh 3 years, 11 months ago

The correct answer is B

upvoted 2 times

cooliocool 4 years, 1 month ago

I think it's A because the tag exists under then tags

upvoted 2 times

Question #37 *Topic 1*

Refer to the exhibit. What is the correct ncclient method to use to collect the running configuration of a Cisco IOS XE device that uses NETCONF?

```
from ncclient import manager
with manager.connect(
     host='10.0.0.1',
     port=12022,
     username='cisco',
     password='cisco',
     hostkey_verify=False,
     allow_agent=False,
     look_for_keys=False,
     device_params={'name': 'iosxe'},
  ) as m:
```

A. config=m.copy_config(source='running')

B. config=m.get(source='running')

C. config=m.collect_config(source='running')

D. config=m.get_config(source='running')

Suggested Answer: *A*

Reference: https://ncclient.readthedocs.io/en/latest/

Community vote distribution

D (100%)

Wocilon Highly Voted 4 years, 4 months ago

D. get_config is still the correct answer.

But I want to clarify, you can either use "get", or "get_config" to retrieve the config of the device. But the key thing is that the "get" method doesn't accept any other parameter than "filter" and "filter_type" and by default points to the "running" datastore. If you need to target a different datastore than "running" you need to use get_config. Maybe using "get" and a specific filter can target a different datastore, but it seems unlikely and impractical.

upvoted 5 times

Wocilon Highly Voted 4 years, 4 months ago

D. get_config is still the correct answer. But I want to clarify, you can either use "get", or "get_config" to retrieve the config of the device. But the key thing is that the "get" method doesn't accept any other parameter than "filter" and "filter_type" and by default points to the "running" datastore. If you need to target a different datastore than "running" you need to use get_config. Maybe using "get" and a specific filter can target a different datastore, but it seems unlikely and impractical.Well... I was partially wrong and partially right: "The and operations are used to retrieve data from the server. The operation retrieves all configuration and state data, and the operation retrieves the configuration data from only a specific datastore" So for this particular question: A. and C doesn't exist B. "get" method doesn't accept any other parameter than "filter" and "filter_type" So D. is STILL the right answer

upvoted 5 times

Wocilon 4 years, 4 months ago

Well... I was partially wrong and partially right: "The and operations are used to retrieve data from the server. The operation retrieves all configuration and state data, and the operation retrieves the configuration data from only a specific datastore" So for this particular question: A. and C doesn't exist B. "get" method doesn't accept any other parameter than "filter" and "filter_type" So D. is STILL the right answer

upvoted 4 times

JoeSun Most Recent 2 years, 3 months ago

In the netconfig method, - operational data - config - edit config

upvoted 2 times

cj_kuo 3 years, 2 months ago

A. Missing the target parameter, the method can copy the running-config to the target file B. Not exitsing C. Not exitsing D. Correct Answer Refer: https://ncclient.readthedocs.io/en/latest/

upvoted 2 times

Lyndongarcia09 4 years, 2 months ago

Answer is D https://developer.cisco.com/codeexchange/github/repo/ncclient/ncclient/

upvoted 4 times

Wocilon 4 years, 5 months ago

D. get_config() is the correct answerget() collect running config too

upvoted 3 times

Wocilon 4 years, 5 months ago

D. get_config() is the correct answer

upvoted 3 times

MOtTTTQ 4 years, 4 months ago

get() collect running config too

upvoted 1 times

Question #38 *Topic 1*

FILL BLANK -
Fill in the blanks to complete this API request against the Cisco SD_WAN vManage Statistics API, which specified a deviceId of 260faff9-2d31-4312-cf96-
143b46db0211, a local-color of biz-internet, and a remote-color of gold.

https://vmanage-ip-address:8443/dataservice/device/app-route/statistics? [ ] **260faff9-2d31-4312-cf96-143b46db0211** [ ] **biz-internet** [ ] **gold**

Suggested Answer:
Reference: https://sdwan-docs.cisco.com/Product_Documentation/Command_Reference/Command_Reference/vManage_REST_APIs/Real-Time_Monitoring_APIs/ Application-Aware_Routing#Statistics

B3nd3cida Highly Voted 3 years, 11 months ago
correct answer is: deviceID=, &local-color=, &remote-color=
upvoted 18 times

Alondrix Most Recent 2 years, 1 month ago
Agree, correct answer is: deviceID=, &local-color=, &remote-color= Need to add the logical AND (&) and the equals (=).
upvoted 2 times

NoobChampion 3 years, 2 months ago
it should be "deviceId" with capital "I" and lower case "d". Check the API docs. https://developer.cisco.com/docs/sdwan/#!sd-wan-vmanage-v20-6also, don't forget the "=" sign
upvoted 3 times

NoobChampion 3 years, 2 months ago
it should be "deviceId" with capital "I" and lower case "d". Check the API docs. https://developer.cisco.com/docs/sdwan/#!sd-wan-vmanage-v20-6
upvoted 3 times

NoobChampion 3 years, 2 months ago
also, don't forget the "=" sign
upvoted 3 times

crosillo30 3 years, 11 months ago
https://developer.cisco.com/docs/sdwan/#!reference-device-realtime-monitoring
upvoted 1 times

Mattroys 4 years, 2 months ago
Remote color is just color. The option is not remote colorhttps://developer.cisco.com/docs/sdwan/#!reference-device-realtime-monitoring Real-time Monitoring Application-Aware Route GET /device/app-route/statistics shows that the remote color parameter is "remote-color" for this specific call
upvoted 3 times

Mattroys 4 years, 2 months ago
Remote color is just color. The option is not remote color
upvoted 3 times

fergbot 3 years, 10 months ago
https://developer.cisco.com/docs/sdwan/#!reference-device-realtime-monitoring Real-time Monitoring Application-Aware Route GET /device/app-route/statistics shows that the remote color parameter is "remote-color" for this specific call
upvoted 3 times

Question #39 *Topic 1*

What does the command boot ipxe forever switch 1 perform when executed on a Cisco IOS XE device?

A. It continuously sends DHCP requests for iPXE until the device boots with an image.

B. It continuously sends DNS requests for iPXE until the device restarts.

C. It continuously sends DNS requests for iPXE until the device boots with an image.

D. It continuously sends DHCP requests for iPXE until the device restarts.

Suggested Answer: *A*

Reference: https://www.cisco.com/c/en/us/td/docs/switches/lan/catalyst3850/software/release/16-5/configuration_guide/prog/b_165_prog_3850_cg/ipxe.html

Community vote distribution

A (100%)

lmh Highly Voted 4 years, 11 months ago

The answer is A https://www.cisco.com/c/en/us/td/docs/ios-xml/ios/prog/configuration/1610/b_1610_programmability_cg/ipxe.html

upvoted 8 times

ThePokemonNuzlockingMaster Most Recent 2 years, 1 month ago

A is answer

upvoted 1 times

Question #40 *Topic 1*

Refer to the exhibit. A Python script is used to configure a Cisco IOS XE device. The script must be updated to print the IP addresses of all the loopback interfaces. Which statement should be added before the loop?

```
headers = {'Content-Type': 'application/yang-data+json',
           'Acccept': 'application/yang-data+json'}

response =
requests.get("https://10.10.20.48:443/restconf/data/ietf-interfaces:interfaces",
           auth=("cisco", "cisco_1234!"),
           headers=headers,
           verify=False
           )

i=0
for interface in interfaces:
      if "Loopback" in interface ["name"]:
           print(interfaces[i]["ietf-ip:ipv4"]["address"][0]["ip"])
      i=i+1
```

A. interfaces = response.json()[ג€ietf-interfaces:interfacesג€]

B. interface = response.json()[ג€ietf-interfaces:interfacesג€]

C. interface = response.json()[ג€ietf-interfaces:interfacesג€][ג€interfaceג€]

D. interfaces = response.json()[ג€ietf-interfaces:interfacesג€][ג€interfaceג€]

Suggested Answer: *D*

Reference: https://blog.wimwauters.com/networkprogrammability/2020-04-04_restconf_python/

Community vote distribution

D (100%)

fuhgeddaboudit Most Recent 2 years, 1 month ago

D ['ietf-interfaces:interfaces']['interface'] - will return a list of individual interfaces The question indicated confusion on “interfaces” vs “interface” in the URL. The fact that “interface” appears 3 times in the path can make it confusing. But there is a reason for each of them: ietf-interfaces – the module name :interfaces – a container called “interfaces” (Note: containers in YANG are used to group and organize other attributes) interface – a list of individual network interfaces. Each interface in the list is uniquely identified by its name. module: ietf-interfaces +--rw interfaces | +--rw interface* [name] | +--rw name string | +--rw description? string | +--rw type identityref | +--rw enabled? boolean | +--rw link-up-down-trap-enable? enumeration {if-mib}?

upvoted 3 times

cj_kuo 2 years, 8 months ago

D was the best answer. Refer: https://developer.cisco.com/docs/ios-xe/#!zero-touch-provisioning/ztp-with-http-server-running-on-ubuntu-vm

upvoted 1 times

t567 3 years, 8 months ago

Ans is D https://blog.wimwauters.com/networkprogrammability/2020-04-04_restconf_python/

upvoted 4 times

Question #41 *Topic 1*

Which environment must be enabled to complete the Zero-Touch Provisioning process on a Cisco IOS XE device?

A. TCL

B. ZTP Open Service Container

C. EEM

D. Guest Shell

Suggested Answer: *D*
Reference: https://www.cisco.com/c/en/us/td/docs/switches/lan/catalyst3850/software/release/16-5/configuration_guide/prog/b_165_prog_3850_cg/ zero_touch_provisioning.pdf

pafcio84 Most Recent 1 year, 10 months ago
Guest shell -> D
upvoted 2 times

NoobChampion 2 years, 8 months ago
https://www.cisco.com/c/en/us/td/docs/ios-xml/ios/prog/configuration/166/b_166_programmability_cg/zero_touch_provisioning.html
upvoted 3 times

Question #42 *Topic 1*

FILL BLANK -

Fill in the blank to complete the statement.

_____ is a solution for automating the configuration of a device when it is first powered on, using DHCP and TFTP.

Suggested Answer:

Reference: https://www.cisco.com/c/en/us/td/docs/ios-xml/ios/prog/configuration/169/b_169_programmability_cg/zero_touch_provisioning.html

Wocilon Highly Voted 1 year, 11 months ago

Duplicated with question 34

upvoted 6 times

Question #43 *Topic 1*

DRAG DROP -

Drag and drop the characteristic from the left onto the monitoring type described on the right.

Select and Place:

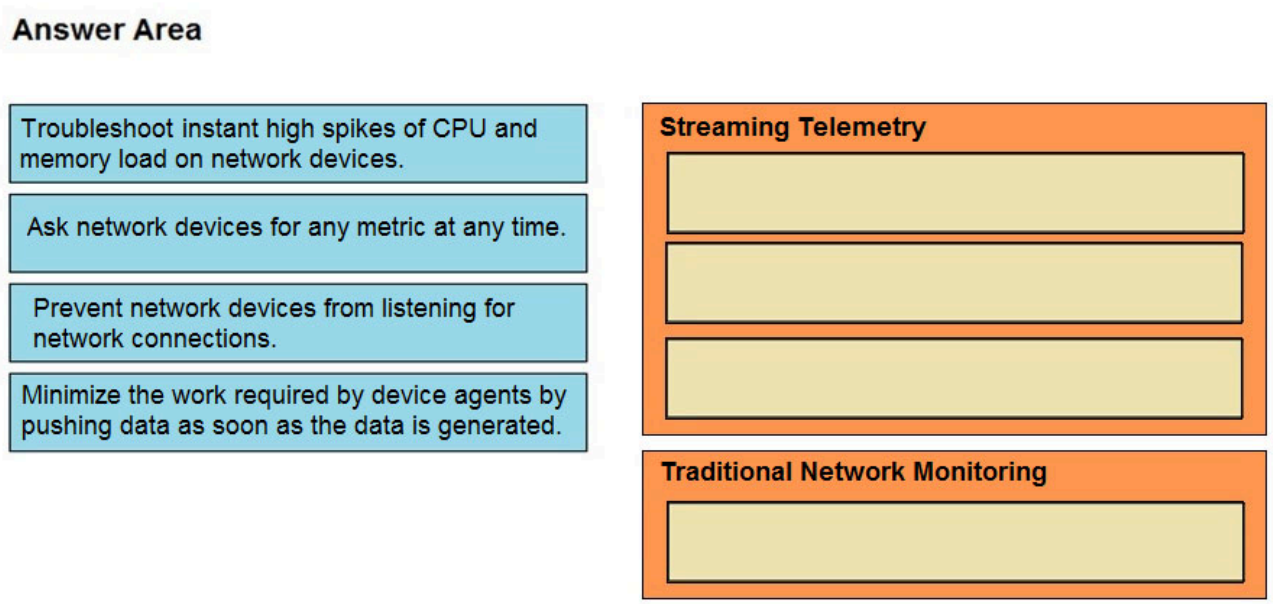

Suggested Answer:

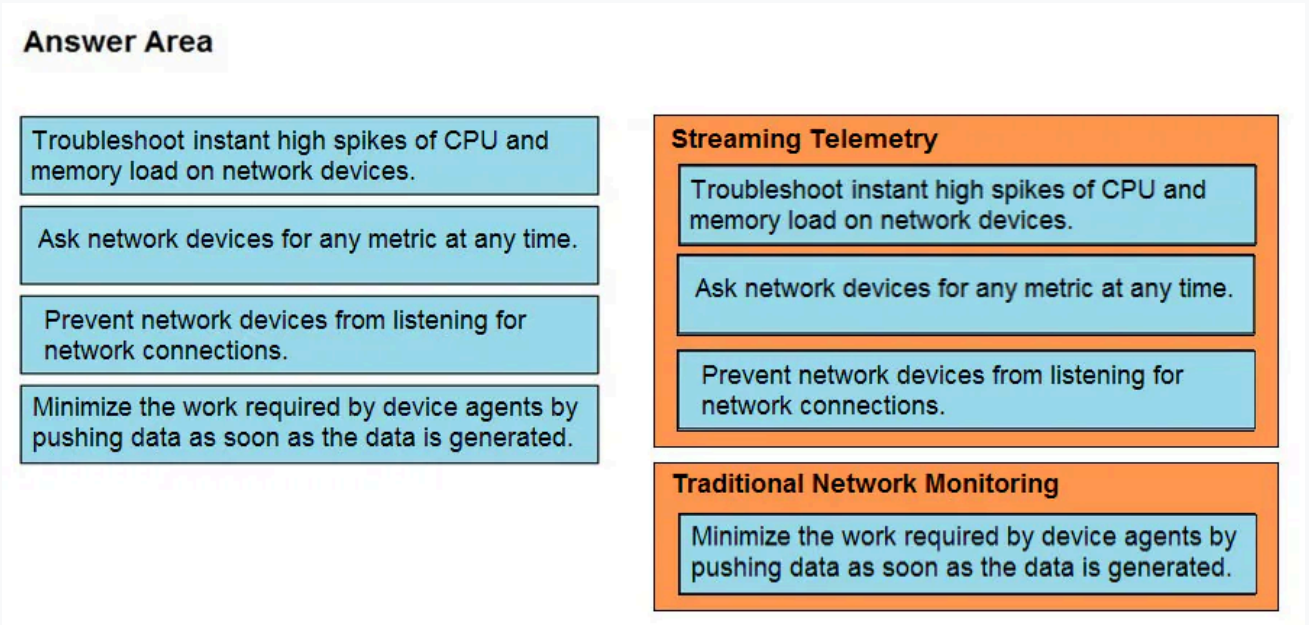

Reference: https://www.cisco.com/c/en/us/td/docs/iosxr/ncs5500/telemetry/70x/b-telemetry-cg-ncs5500-70x/b-telemetry-cg-ncs5500-70x_chapter_010.html

Wocilon Highly Voted 4 years, 10 months ago

The only characteristic of traditional network monitoring is "ask network devices for any metric at any time" when this is polled by SNMP. In streaming telemetry this is pushed periodically or when it is generated which prevents that networks device listen to SNMP poll requests.

upvoted 23 times

Jenas3 Most Recent 1 year, 10 months ago

I believe the expected answer is incorrect. The item that corresponds to traditional network monitoring is "Requesting specific metrics from network devices at any time."

upvoted 1 times

namashivaya 2 years ago

ST : Minimize ST : prevent ST Troubleshoot TNM : ask network devices for any metric anytime

upvoted 1 times

fuhgeddaboudit 3 years, 1 month ago

"ask network devices for any metric at any time"

upvoted 2 times

Question #44 *Topic 1*

Refer to the exhibit. A RESTCONF GET request is sent to a Cisco IOS XE device. A portion of the response is shown in the exhibit. Which module name corresponds to the YANG model referenced in the request?



```
{
  "ietf-interfaces:interfaces": {
      "interface": [
        {
            "name": "GigabitEthernet1",
            "description": "MANAGEMENT INTERFACE",
            "type": "iana-if-type:ethernetCsmacd",
            "enabled": true,
            "ietf-ip:ipv4": {
              "address": [
                  {
                    "ip": "10.10.20.48",
                    "netmask": "255.255.255.0"
                  }
              ]
            },
            "ietf-ip:ipv6": {}
        }
      ]
  }
}
```

A. ietf-interfaces:ietf-ipv4

B. iana-if-type:ethernetCsmacd

C. ietf-interfaces:interfaces

D. ietf-interfaces

Suggested Answer: *A*

Community vote distribution

D (100%)

Wocilon Highly Voted 3 years, 11 months ago

D. is correct answer Module ietf-interfaces everything after the column is a container. Source:https://yangcatalog.org/yang-search/yang_tree/ietf-interfaces@2018-02-20

upvoted 8 times

Lyndongarcia09 Highly Voted 3 years, 8 months ago

It should be D.

upvoted 5 times

fuhgeddaboudit Most Recent 2 years, 1 month ago

D ietf-interfaces > MODULE :interfaces > CONTAINER ietf-ipv > MODULE Through augmentation, the ietf-interfaces model is “augmented” by the ietf-ip model to add IPv4.

upvoted 2 times

aaronjul28 2 years, 7 months ago

ietf-interfaces > MODULE ietf-ipv4 > CONTAINER D is the correct

upvoted 2 times

Question #45 *Topic 1*

Refer to the exhibit. A RESTCONF GET request is sent to a Cisco IOS XE device. The base URL of the request and the response in XML format are shown in the exhibit. What is the YANG data node that is referenced in the response?

```
https://ios-xe:9443/restconf/data/ietf-routing:routing/routing-
instance=default/

<routing-instance xmlns:"urn:ietf:params:xml:ns:yang:ietf-
routing" xmlns:rt="urn:ietf:params:xml:ns:yang:ietf-routing">
  <name>default</name>
  <description>default-vrf [read-only]</description>
  <routing-protocols>
      <routing-protocol>
        <type>static</type>
        <name>1</name>
        <static-routes>
            <ipv4 xmlns:"urn:ietf:params:xml:ns:yang:ietf-
ipv4-unicast-routing">
              <route>
                  <destination-
prefix>0.0.0.0/0</destination-prefix>
                  <next-hop>
                    <outgoing-
interface>GigabitEthernet1</outgoing-interface>
                  </next-hop>
              </route>
            </ipv4>
        </static-routes>
      </routing-protocol>
  </routing-protocols>
</routing-instance>
```

A. route is a leaf list

B. static-routes is a container

C. static-routes is a list

D. routing-instance is a container

Suggested Answer: *A*

Reference: https://www.cisco.com/c/en/us/td/docs/ios-xml/ios/prog/configuration/166/b_166_programmability_cg/restconf_prog_int.pdf

Community vote distribution

B (100%)

john6732 Highly Voted 4 years, 3 months ago

Answer is B, check here for a good explanation: http://yang.ciscolive.com/pod0/labs/lab2/lab2-m1

upvoted 6 times

samael666 Most Recent 1 year, 10 months ago

D is correct but B is more precisely due to the reference data presented in the response.

upvoted 1 times

Arsen123 4 years, 5 months ago

Correct answer is B https://github.com/YangModels/yang/blob/main/vendor/cisco/xe/1661/ietf-routing.yang

upvoted 4 times

RoMeoC 4 years, 8 months ago

Shouldn't the answer be D?

upvoted 4 times

RoMeoC 4 years, 8 months ago

Shouldn't the answer be D?No, routing-instance is a list according to https://github.com/YangModels/yang/blob/main/vendor/cisco/xe/1661/ietf-routing.yang

upvoted 4 times

jbch 4 years ago

No, routing-instance is a list according to https://github.com/YangModels/yang/blob/main/vendor/cisco/xe/1661/ietf-routing.yang

upvoted 1 times

Question #46 *Topic 1*

What are two characteristics of REST API calls? (Choose two.)

A. unencrypted

B. non-cacheable

C. stateless

D. implemented over HTTP

E. parameters passed in the headers

Suggested Answer: *C, D*

Reference: https://www.cisco.com/c/en/us/td/docs/wireless/mse/8-0/MSE_REST_API/Guide/Cisco_MSE_REST_API_Guide/REST_Introduction.pdf

Community vote distribution

CD (100%)

t567 Highly Voted 3 years, 8 months ago

CD https://www.cisco.com/c/en/us/td/docs/wireless/mse/8-0/MSE_REST_API/Guide/Cisco_MSE_REST_API_Guide/REST_Introduction.pdf

upvoted 9 times

fuhgeddaboudit 2 years, 1 month ago

- why not E? Parameters are not being passed via HTTP Headers GET - parameters are part of the URL POST - parameters part of the DATA payload

upvoted 1 times

CTshirt 2 years, 7 months ago

why not E

upvoted 1 times

CTshirt 2 years, 7 months ago

why not Ethis is not a defining characteristic of REST

upvoted 1 times

francy5663 Most Recent 1 year, 8 months ago

this is not a defining characteristic of REST

upvoted 1 times

Refer to the exhibit. What is the expected output from the Python code?

A.

B.

C.

D.

```
# Simple Application to run a few commands on a Cisco Device
ipaddresses = ['192.168.0.1', "192.168.0.5", "10.10.10.10"]
username = "admin"
password = "cisco123"
commands_to_run=["show ver", "show ip interface brief"]
Debug = True


for device in ipaddresses:
      print ("Logging into "+device+", using "+username+"/"+password)

      # We want to execute commands on our device only if Debug=True

      for commands in commands_to_run:
            print ("    Executing "+commands+" on device: "+device)
```

```
Logging into 192.168.0.1, using admin/cisco123
Logging into 192.168.0.5, using admin/cisco123
Logging into 10.10.10.10, using admin/cisco123
      Executing show ver on device: 192.168.0.1
      Executing show ip interface brief on device: 192.168.0.1
      Executing show ver on device: 192.168.0.5
      Executing show ip interface brief on device: 192.168.0.5
      Executing show ver on device: 10.10.10.10
      Executing show ip interface brief on device: 10.10.10.10
```

```
Logging into 192.168.0.1, using admin/cisco123
Logging into 192.168.0.5, using admin/cisco123
Logging into 10.10.10.10, using admin/cisco123
```

```
Simple Application to run a few commands on a Cisco Device
Loggig into 192.168.0.1, using admin/cisco123
We want to execute commands on our device only if Debug=True
      Executing show ver on device: 192.168.0.1
      Executing show ip interface brief on device: 192.168.0.1
Logging into 192.168.0.5, using admin/cisco123
We want to execute commands on our device only if Debug=True
      Executing show ver on device: 192.168.0.5
      Executing show ip interface brief on device: 192.168.0.5
Logging into 10.10.10.10, using admin/cisco123
We want to execute commands on our device only if Debug=True
      Executing show ver on device: 10.10.10.10
      Executing show ip interface brief on device: 10.10.10.10
```

```
Logging into 192.168.0.1, using admin/cisco123
      Executing show ver on device: 192.168.0.1
      Executing show ip interface brief on device: 192.168.0.1
Logging into 192.168.0.5, using admin/cisco123
      Executing show ver on device: 192.168.0.5
      Executing show ip interface brief on device: 192.168.0.5
Logging into 10.10.10.10, using admin/cisco123
      Executing show ver on device: 10.10.10.10
      Executing show ip interface brief on device: 10.10.10.10
```

praw709528

Suggested Answer:

t567 Highly Voted 4 years, 2 months ago

Ans is D

upvoted 6 times

squirrel88x Most Recent 1 year, 10 months ago

Answer is D Simply knowing how a for loop works

upvoted 1 times

pafcio84 3 years, 4 months ago

Yes D. This is how for loop works.

upvoted 2 times

Question #48 *Topic 1*

Refer to the exhibit. The configuration commands are entered in CLI config mode to configure a static telemetry subscription on a Cisco IOS XE device. The commands are accepted by the device, but the consumer receives no telemetry data. Which change must be made to ensure that the consumer receives the telemetry data?

```
telemetry ietf subscription 154
 encoding encode-tdl
 filter xpath /memory-ios-xe-oper:memory-statistics/memory-statistic
 source-vrf Mgmt-intf
 stream yang-push
 update-policy periodic 6000
```

A. The IP address of the receiver must be set.

B. The stream type must be set to YANG.

C. The update policy period must be shortened.

D. The sender IP address must be set.

Suggested Answer: *B*

Reference: https://www.cisco.com/c/en/us/td/docs/ios-xml/ios/prog/configuration/1610/b_1610_programmability_cg/model_driven_telemetry.html

Community vote distribution

A (100%)

Laith_A Highly Voted 3 years, 5 months ago

A. The IP address of the receiver must be set.

upvoted 12 times

cj_kuo 2 years, 2 months ago

Answer was A, refer https://www.cisco.com/c/en/us/td/docs/ios-xml/ios/prog/configuration/176/b_176_programmability_cg/m_176_prog_ietf_telemetry.html#id_90962

upvoted 1 times

pafcio84 2 years, 4 months ago

Must be defined IP of collector.

upvoted 1 times

Lyndongarcia09 3 years, 2 months ago

Answer is A https://www.cisco.com/c/en/us/td/docs/ios-xml/ios/prog/configuration/167/b_167_programmability_cg/model_driven_telemetry.html

upvoted 3 times

NoobChampion 3 years, 2 months ago

tldr: A long version: I think A should be the right answer. If you check the reference link yang-push and periodic 6000 are valid options. Sender IP could be any configured interface, but receiver IP has to be configured.

upvoted 3 times

enterTheDevOps 3 years, 2 months ago

Laith_A why the different answers? I would think A?

upvoted 2 times

Laith_A 3 years, 5 months ago

Answer is D, a receiver ip is must be added

upvoted 1 times

Laith_A 3 years, 5 months ago

Answer is D, a receiver ip is must be addedReceiver is the sender, it should be A

upvoted 1 times

Alondrix Most Recent 2 years, 1 month ago

Receiver is the sender, it should be A

upvoted 1 times

Laith_A 3 years, 5 months ago

answer is C

upvoted 1 times

Question #49 *Topic 1*

Refer to the exhibit. NTP server 10.1.1.20 must be configured on the target Cisco IOS XE device without using authentication and logging. Which state should be added on a new line at the end of the Ansible task?

```
- name: configure ntp
  ios_ntp:
    server: 10.1.1.20
    logging: false
    auth: false
```

A. state: true

B. state: started

C. state: present

D. state: installed

Suggested Answer: *C*
Reference: https://docs.ansible.com/ansible/2.10/collections/cisco/ios/ios_ntp_module.html

t567 Highly Voted 2 years, 8 months ago
C https://docs.ansible.com/ansible/2.10/collections/cisco/ios/ios_ntp_module.html
upvoted 5 times

pafcio84 Most Recent 1 year, 10 months ago
Only present and absent for Ansible are allowed.
upvoted 1 times

Question #50 *Topic 1*

Refer to the exhibit. A Python script is used to configure a Cisco IOS XE router. The Loopback2 interface currently has a description of Management2 and an IP address/netmask of 10.222.34.22/32. What is the result of executing the script?

```
headers = {'Content-Type': 'application/yang-data+json',
           'Accept': 'application/yang-data+json'}

data = OrderedDict([('ietf-interfaces:interface',
          OrderedDict([
                       ('name', 'Loopback2') ,
                       ('type', 'iana-if-type:softwareLoopback') ,
                       ('ietf-ip:ipv4',
                          OrderedDict([
                             ('address', [OrderedDict([
                                ('ip', '10.222.234.8'),
                                ('netmask', '255.255.255.0')
                             ])]
                             )
                          ])
                       ),
                    ])
                 )])

response =
requests.put("https://10.10.20.48:443/restconf/data/ietf-interfaces:interfaces/interface=Loopback2",
             auth=("cisco", "cisco 1234!"),
             headers=headers,
             verify=False,
             json=data
             )
```

A. The interface description remains the same.

B. The router rejects all commands and the configuration remains the same.

C. The interface is removed from the configuration.

D. The interface description is removed from the configuration.

Suggested Answer: *A*

Community vote distribution

D (80%) A (20%)

Laith_A Highly Voted 4 years, 11 months ago

D. The interface description is removed from the configuration. look at PUT it replace everything

upvoted 12 times

Lyndongarcia09 Highly Voted 4 years, 8 months ago

Correct Answer is D. PUT replaces everything. If you want to replace only a specific item for a particular item, then use PATCH.
https://medium.com/@9cv9official/what-are-get-post-put-patch-delete-a-walkthrough-with-javascripts-fetch-api-17be31755d28

upvoted 8 times

after_eight Most Recent 1 year, 10 months ago

Just run the given code on my lab, the description is removed !

upvoted 1 times

samael666 1 year, 10 months ago

To mantain the same description we should use PATCH

upvoted 1 times

ThePokemonNuzlockingMaster 2 years, 7 months ago

D is correct, PUT will replace the entire config for that interface so essentially the interface config will be wiped and then re-added based on the "data" given. More happens than just the interface description being removed, but that's the only one of the answers which is correct

upvoted 2 times

JoeSun 2 years, 9 months ago

In Cisco IOS XE router rest API, it only use PUT to edit the configuration and it will remain the configuration that the PUT request not mention.

upvoted 1 times

john6732 4 years, 3 months ago

D is correct but oh man this is just awful, terrible code.

upvoted 6 times

Question #51 *Topic 1*

Refer to the exhibit. Interfaces named Loopback0, Loopback1, and Loopback2 must be created and enabled on a Cisco IOS XE target device in the lab group.
Which loop must be added to the end of the Ansible `create int` task?

```
---
- name: Create Int
  hosts: lab
  gather_facts: no
  vars:
    intlist:
    - 0
    - 1
    - 2
  tasks:
- name: create int
  ios_interface:
    name: Loopback{{item}}
    enabled: true
```

A. with_items: ɿ€{{intlist}}ɿ€

B. with_parent: ɿ€{{intlist}}ɿ€

C. with_list: ɿ€{{intlist}}ɿ€

D. with_groups: ɿ€{{intlist}}ɿ€

Suggested Answer: *C*

Community vote distribution

A (100%)

Laith_A Highly Voted 4 years, 5 months ago
A. with_items
upvoted 11 times

Lyndongarcia09 Highly Voted 4 years, 2 months ago
Answer is A https://docs.ansible.com/ansible/2.4/playbooks_loops.html
upvoted 5 times

ThePokemonNuzlockingMaster Most Recent 2 years, 1 month ago
Most definitely A
upvoted 2 times

fuhgeddaboudit 2 years, 7 months ago
A with_items https://docs.ansible.com/ansible/latest/playbook_guide/playbooks_loops.html#with-items
upvoted 2 times

Scav20 4 years, 2 months ago
It seems that A is the correct answer
upvoted 3 times

Question #52 *Topic 1*

Refer to the exhibit. Which interface is included in the payload resulting from the script?

```
def ospf_interface(interface, process, area='0'):
  payload = [
    {
      "jsonrpc": "2.0",
      "method': "cli",
      "params": {
       "cmd": "interface ethernet " + interface,
       "version": 1
      },
      "id": 1
    },
    {
     "jsonrpc": "2.0",
     "method': "cli",
     "params": {
      "cmd": "ip router ospf " + process + " area " + area,
      "version": 1
     },
     "id": 2
    }
   ]
  return payload
pl = ospf_interface('1/1','100','1')
```

A. ethernet 1

B. ethernet 100

C. ethernet 1/1

D. ethernet 0

Suggested Answer: *D*

Community vote distribution

C (100%)

Lyndongarcia09 Highly Voted 4 years, 2 months ago

Answer is C

upvoted 5 times

squirrel88x Most Recent 1 year, 11 months ago

p1 = ospf_interface('1/1', '100', '1') --> The parameter 1/1 is passed to the function ospf_interface(...) as first parameter, so that will be the value of "interface" (see function definition) that will be used in the function

upvoted 1 times

ougty 3 years, 5 months ago

Answer is C

upvoted 2 times

Necro20 4 years, 1 month ago

C. ethernet 1/1 is the correct answer

upvoted 3 times

Wocilon 4 years, 5 months ago

C. is correct answer

upvoted 4 times

Wocilon 4 years, 5 months ago

C. is correct answerI though so too, but why? Is that because it is the first item on the list?p1 = ospf_interface('1/1', '100', '1') '1/1' correlates to the parameter 'interface' of the function (ospf_interface) and then '100' to the 'process' (ID) and 'area' to '1' which means that value 1/1 is invoked as an argument(if I can say so, I'm not a programmer) for the interface parameter. Ans: 1/1 is the interface

upvoted 4 times

RoMeoC 4 years, 3 months ago

I though so too, but why? Is that because it is the first item on the list?

upvoted 2 times

RoMeoC 4 years, 3 months ago

I though so too, but why? Is that because it is the first item on the list?p1 = ospf_interface('1/1', '100', '1') '1/1' correlates to the parameter 'interface' of the function (ospf_interface) and then '100' to the 'process' (ID) and 'area' to '1' which means that value 1/1 is invoked as an argument(if I can say so, I'm not a programmer) for the interface parameter. Ans: 1/1 is the interface

upvoted 2 times

RoMeoC Highly Voted 4 years, 2 months ago

p1 = ospf_interface('1/1', '100', '1') '1/1' correlates to the parameter 'interface' of the function (ospf_interface) and then '100' to the 'process' (ID) and 'area' to '1' which means that value 1/1 is invoked as an argument(if I can say so, I'm not a programmer) for the interface parameter. Ans: 1/1 is the interface

upvoted 5 times

Question #53 *Topic 1*

Refer to the exhibit. A RESTCONF GET request is sent to a Cisco IOS XE device. The base URL of the request and the response in XML format are shown in the exhibit. What are the two YANG data nodes and modules referenced in the response? (Choose two.)

```
https://ios-xe:9443/restconf/data/ietf-interfaces:interfaces/

<interfaces xmlns="urn:ietf:params:xml:ns:yang:ietf-interfaces">
   <interface>
      <name>GigabitEthernet1</name>
      <description>DO NOT TOUCH ME</description>
      <type xmlns:ianaift="urn:ietf:params:xml:ns:yang:iana-if-type">ianaift:ethernetCsmacd</type>
      <enabled>true</enabled>
      <ipv4 xmlns="urn:ietf:params:xml:ns:yang:ietf-ip">
         <address>
            <ip>10.10.10.10</ip>
            <netmask>255.255.255.0</netmask>
         </address>
      </ipv4>
      <ipv6 xmlns="urn:ietf:params:xml:ns:yang:ietf-ip"/>
   </interface>
   <interface>
      <name>GigabitEthernet2</name>
      <description>WAN Interface</description>
      <type xmlns:ianaift="urn:ietf:params:xml:ns:yang:iana-if-type">ianaift:ethernetCsmacd</type>
      <enabled>true</enabled>
      <ipv4 xmlns="urn:ietf:params:xml:ns:yang:ietf-ip">
         <address>
            <ip>172.16.12.1</ip>
            <netmask>255.255.255.0</netmask>
         </address>
      </ipv4>
      <ipv6 xmlns="urn:ietf:params:xml:ns:yang:ietf-ip"/>
   </interface>
</interfaces>
```

A. description is a key field defined in the interface list

B. The ethernetCsmacd type is imported from the iana-if-type module

C. address is a container defined in the ietf-interfaces module

D. ipv4 is a container defined in the ietf-ip module

E. interface has the YANG data node type of container

Suggested Answer: *A, B*

Community vote distribution

BD (100%)

Wocilon Highly Voted 4 years, 10 months ago

Correct answer B D Explanation: A.description is a leaf B. is correct C address is defined in iet-ip module D. is correct E. Doesn't make too much sense to me. Source: https://yangcatalog.org/yang-search/yang_tree/ietf-ip@2018-02-22 https://yangcatalog.org/yang-search/yang_tree/ietf-interfaces@2013-02-06D is wrong: inside the container interface, there is no other container.I mean E is wrong, inside the container interface, there is no other container.E is wrong because interface is a list, not a container

upvoted 10 times

Wocilon Highly Voted 4 years, 10 months ago

Correct answer B D Explanation: A.description is a leaf B. is correct C address is defined in iet-ip module D. is correct E. Doesn't make too much sense to me.

Source: https://yangcatalog.org/yang-search/yang_tree/ietf-ip@2018-02-22 https://yangcatalog.org/yang-search/yang_tree/ietf-interfaces@2013-02-06

upvoted 10 times

Wocilon 4 years, 10 months ago

D is wrong: inside the container interface, there is no other container.

upvoted 1 times

Wocilon 4 years, 10 months ago

D is wrong: inside the container interface, there is no other container.I mean E is wrong, inside the container interface, there is no other container.

upvoted 1 times

Wocilon 4 years, 10 months ago

I mean E is wrong, inside the container interface, there is no other container.

upvoted 2 times

iogah 4 years, 8 months ago

E is wrong because interface is a list, not a container

upvoted 3 times

RickAO76 Most Recent 1 year, 4 months ago

agree w/ B & D

upvoted 1 times

samael666 1 year, 10 months ago

"ianaift:ethernetCsmacd" says that the ethernetCsmacd is a type of ianaift YANG module, and from the ietf-ip YANG module for IPv4 we have this "container ipv4 { description "IPv4 configuration"; list address { key "ip"; ... } }"

upvoted 2 times

Question #54 *Topic 1*

The Cisco DNA Center Sites API must be used to add a device to a site, but only the site name is available. Which API call must be used to retrieve the site identifier so that the device can be properly added to the network?

A. /dna/intent/api/site/siteId

B. /dna/intent/api/site

C. /dna/intent/api/v1/site

D. /dna/intent/api/v1/site/siteName

Suggested Answer: *C*
Reference: https://community.cisco.com/t5/networking-blogs/welcome-to-the-dna-center-api-support-community/ba-p/3663632

Xixmk Highly Voted 1 year, 10 months ago
Correct is C indeed https://developer.cisco.com/docs/dna-center/api/1-3-3-x/
upvoted 7 times

Question #55 *Topic 1*

When a Grafana dashboard is built to receive network events from Cisco DNA Center, which integration bundle is enabled to send notifications?

A. Basic ITSM CMDB Synchronization

B. DNA Center Rest API

C. Network Events for REST API Endpoint

D. Network Issue Monitor and Enrichment for ITSM

Suggested Answer: *B*

Reference: https://www.cisco.com/c/en/us/td/docs/cloud-systems-management/network-automation-and-management/dna-center/1-3/admin_guide/ b_cisco_dna_center_admin_guide_1_3/b_dnac_admin_guide_1_2_10_chapter_010.html

Community vote distribution

C (100%)

1234567J Highly Voted 5 years, 3 months ago

Answer is C, B is to use DNAC API's

upvoted 11 times

lmh Highly Voted 4 years, 11 months ago

C is the answer https://www.cisco.com/c/en/us/td/docs/cloud-systems-management/network-automation-and-management/dna-center-platform/1-2-5/user_guide/b_dnac_platform_ug_1_2_5/b_dnac_platform_ug_1_2_5_chapter_011.html#:~:text=Network%20Events%20for%20REST%20API,information%20in%20the%20Events%20Settings.

upvoted 7 times

due Most Recent 2 years, 3 months ago

Basic ITSM CMDB Synchronization: ***Deals with syncing ITSM CMDB data, not event notifications. DNA Center Rest API: ***General access to DNA Center's features, not specifically for notifications. Network Issue Monitor and Enrichment for ITSM: ***Monitors issues and enriches ITSM data, not focused on real-time notifications. Network Events for REST API Endpoint: ***facilitates the real-time or near-real-time visualization of network-related data and events

upvoted 3 times

fuhgeddaboudit 2 years, 7 months ago

C - Network Events for REST API Endpoint

upvoted 1 times

pafcio84 3 years, 4 months ago

I think C https://developer.cisco.com/docs/dna-center/#!cisco-dna-center-platform-overview/events-and-notifications

upvoted 1 times

Question #56 *Topic 1*

Which field must be completed in Cisco DNA Center when a network discovery is initiated?

A. SNMP read community string

B. Enable password

C. NETCONF port

D. Discovery type

Suggested Answer: *D*
Reference: https://www.cisco.com/c/dam/en_us/training-events/product-training/dnac-13/DNAC13_AddingDevicesByUsingDiscovery.pdf (p.26)

Necro20 Most Recent 2 years, 1 month ago

D is correct indeed

upvoted 4 times

Question #57 *Topic 1*

Webhooks that are generated by Cisco DNA Center are REST calls with which properties?

A. JSON payload delivered via PUT

B. XML payload delivered via POST

C. JSON payload delivered via POST

D. XML payload delivered via PUT

Suggested Answer: *A*

Reference: https://developer.cisco.com/docs/dna-center/#!using-id-values-in-rest-requests

Community vote distribution

C (100%)

1234567J Highly Voted 5 years, 9 months ago

Answer is C

upvoted 21 times

Jenas3 Most Recent 1 year, 10 months ago

C is correct because Cisco DNA Center webhooks use the POST method to deliver JSON payloads for event notifications. A is incorrect because the PUT method is typically used for updating resources, not for sending notifications like webhooks, which generally use POST.

upvoted 2 times

Lyndongarcia09 4 years, 8 months ago

Answer is C, if this is for old version of Cisco DNAC https://developer.cisco.com/docs/dna-center/#!cisco-dna-center-releases-1-2-5-x-1-3-0-x/event-notification-via-webhooks-125-130x For newer version, it could be either A or C https://developer.cisco.com/docs/dna-center/#!cisco-dna-center-release-1-3-1/cisco-dna-center---releases-131---event-management I'll go with C, as this is correct for both older and newer version/release.

upvoted 2 times

Question #58 *Topic 1*

Which two API calls are used to trigger a device configuration sync in Cisco DNA Center? (Choose two.)

A. PUT /dna/intent/api/v1/network-device

B. PUT /dna/intent/api/v1/network-device/sync-all

C. PUT /dna/intent/api/v1/network-device/{networkDeviceId}/sync

D. PUT /dna/intent/api/v1/network-device/sync

E. POST /dna/intent/api/v1/network-device/{networkDeviceId}/sync

Suggested Answer: *C, E*

Reference: https://github.com/CiscoDevNet/DNAC-JAVA-SDK/tree/master/DnacAppApi

Community vote distribution



1234567J Highly Voted 5 years, 3 months ago

Correct answer is AD

upvoted 18 times

B3nd3cida Highly Voted 5 years ago

Indeed AD. https://developer.cisco.com/docs/dna-center/#!get-module-info-by-id

upvoted 9 times

ssink19 Most Recent 1 year, 8 months ago

ChatGPT says its C and E

upvoted 1 times

Kichan 1 year, 9 months ago

Very easy to test, why does everyone answer A and D? Use the cisco devnet sandbox. Correct answer is C y D. Even B works but in the question it clearly says only one team

upvoted 1 times

Cheam 1 year, 11 months ago

According to this page: https://developer.cisco.com/docs/dna-center/2-3-5/sync-devices/ Operation Id: syncDevices Description: Sync the devices provided as input curl -L --request PUT \ --url /dna/intent/api/v1/network-device \ --header 'Accept: application/json' \ --header 'Content-Type: ' \ --data '{ "type": "COMPUTE_DEVICE" }' AND Operation Id: syncDevicesNetworkDevice Description: Synchronizes the devices. If forceSync param is false (default) then the sync would run in normal priority thread. If forceSync param is true then the sync would run in high priority thread if available, else the sync will fail. Result can be seen in the child task of each device. curl -L --request PUT \ --url /dna/intent/api/v1/network-device/sync \ --header 'Accept: application/json' \ --header 'Content-Type: ' \ --data '{}' All the best.

upvoted 2 times

ThePokemonNuzlockingMaster 2 years, 1 month ago

Definitely A & D: A - https://developer.cisco.com/docs/dna-center/#!update-device-details (note the end of the description: "Description: Update the credentials, management IP address of a given device (or a set of devices) in Cisco DNA Center and trigger an inventory sync." D - https://developer.cisco.com/docs/dna-center/#!sync-devices

upvoted 1 times

Lyndongarcia09 4 years, 2 months ago

Answer is A and D A - https://developer.cisco.com/docs/dna-center/#!add-device-1 D - https://developer.cisco.com/docs/dna-center/#!sync-devices-2

upvoted 2 times

Lyndongarcia09 4 years, 2 months ago

Answer is A and D A - https://developer.cisco.com/docs/dna-center/#!add-device-1 D - https://developer.cisco.com/docs/dna-center/#!sync-devices-2A - https://developer.cisco.com/docs/dna-center/#!sync-devices-1

upvoted 2 times

Lyndongarcia09 4 years, 2 months ago

A - https://developer.cisco.com/docs/dna-center/#!sync-devices-1

upvoted 1 times

Question #59 *Topic 1*

DRAG DROP -

A Cisco DNA Center script must be written to retrieve a list of interfaces on a switch. Drag and drop the API calls that are needed to return the list of interfaces using the Command Running APIs from the left into the correct sequence on the right.

Select and Place:

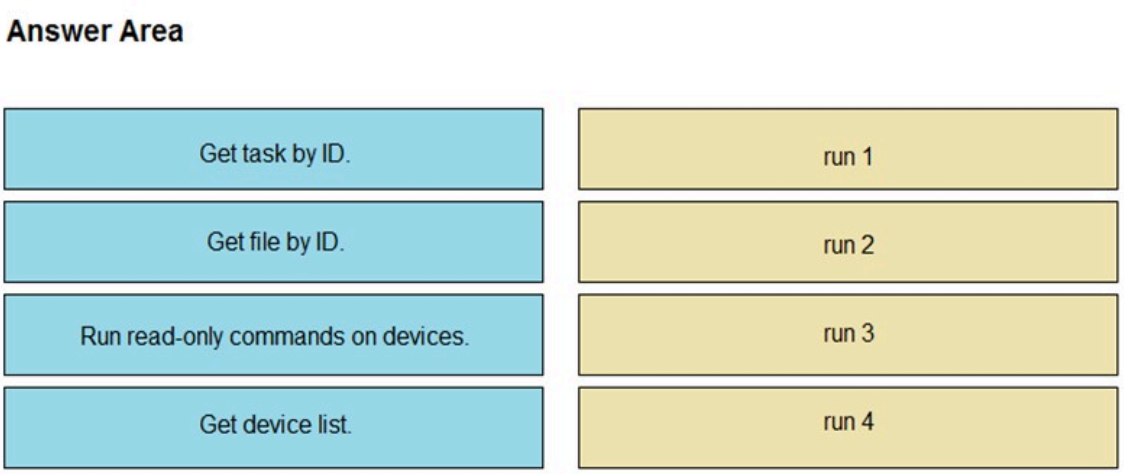

Suggested Answer:

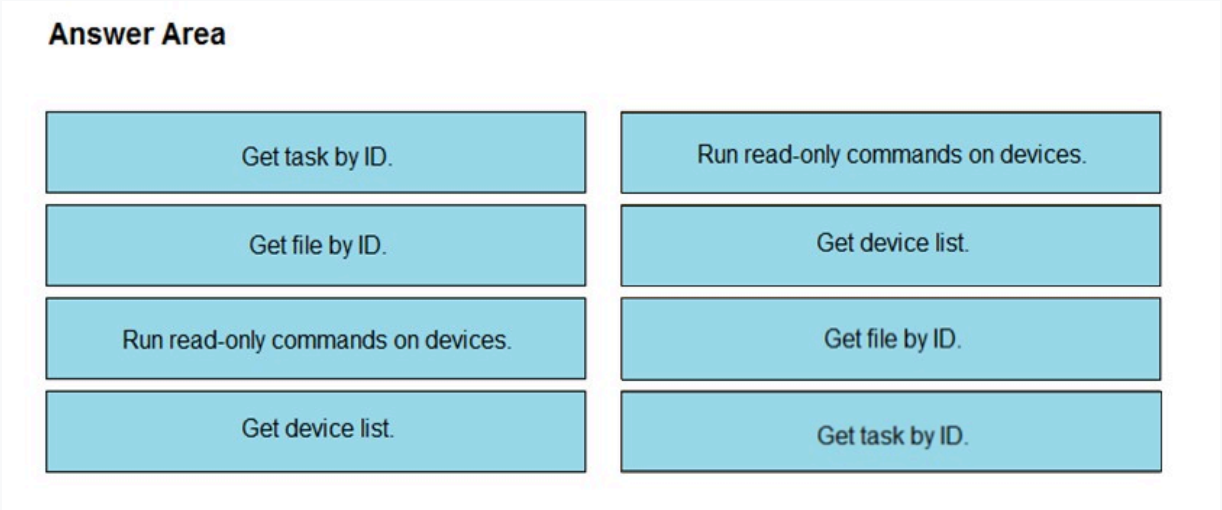

Reference: https://developer.cisco.com/docs/dna-center/#!using-id-values-in-rest-requests

B3nd3cida Highly Voted 2 years, 11 months ago

Correct Answer should be: Get Device List, Run read-only commands on devices, get task ID and get file ID.

upvoted 20 times

Lyndongarcia09 Highly Voted 2 years, 2 months ago

It should be Get device list Run read-only commands on devices Get task by ID Get file by ID https://blogs.cisco.com/developer/network-automation-cisco-dna-center-sdk-2

upvoted 6 times

yes23 2 years, 11 months ago

How do you run commands on device before getting the devices list? Should be the other way found

upvoted 2 times

crosillo30 2 years, 12 months ago

https://blogs.cisco.com/developer/network-automation-cisco-dna-center-sdk-2

upvoted 3 times

JuanCarlos1092 3 years, 1 month ago

Wrong, Task ID should be before File ID

upvoted 5 times

Question #60 *Topic 1*

A network administrator must troubleshoot a network issue using Cisco DNA Center. Which API request helps to determine issue details, impacted hosts, or suggested actions for the resolution?

A. /dna/intent/v1/issues

B. /dna/intent/api/v1/issues

C. /dna/intent/v1/issue-enrichment-details

D. /dna/api/v1/client-health/issues

Suggested Answer: *B*

Explanation - The intent/api/v1/issues request determine issue details, hosts impacted and suggests actions for resolution.

Community vote distribution

C (100%)

1234567J Highly Voted 5 years, 3 months ago

As per https://developer.cisco.com/docs/dna-center/#!get-issue-enrichment-details Correct answer is CI agree with C but the resource should be /dna/intent/api/v1/issue-enrichment-details

upvoted 16 times

1234567J Highly Voted 5 years, 3 months ago

As per https://developer.cisco.com/docs/dna-center/#!get-issue-enrichment-details Correct answer is C

upvoted 16 times

Audi87 4 years, 11 months ago

I agree with C but the resource should be /dna/intent/api/v1/issue-enrichment-details

upvoted 10 times

cooliocool 5 years, 1 month ago

^I agree, just need to make sure the option states /dna/intent/api/v1/issues-enrichment-details

upvoted 7 times

lente_kriebels Most Recent 2 years, 1 month ago

C is correct as said earlier B does not give suggestions

upvoted 2 times

mrbrainwavez 3 years, 2 months ago

C has incorrect API endpoint - it should be "/dna/intent/api/v1/issue-enrichment-details" for it to be valid. Correct answer is B ref - https://developer.cisco.com/docs/dna-center/#!get-issue-enrichment-details

upvoted 1 times

devshit 4 years ago

"issueDetails": { "issue": [{ "issueId": "string", "issueSource": "string", "issueCategory": "string", "issueName": "string", "issueDescription": "string", "issueEntity": "string", "issueEntityValue": "string", "issueSeverity": "string", "issuePriority": "string", "issueSummary": "string", "issueTimestamp": "integer", "suggestedActions": [

upvoted 2 times

Necro20 4 years, 1 month ago

B is the correct answer

upvoted 1 times

Lyndongarcia09 4 years, 2 months ago

Answer should be C - as it suggests resolution, while B - list only the issues. https://developer.cisco.com/docs/dna-center/#!get-issue-enrichment-details https://developer.cisco.com/docs/dna-center/#!issues-issues

upvoted 1 times

Question #61 *Topic 1*

Which two network assurance features are provided by the Cisco DNA Center API? (Choose two.)

A. site health

B. license compliance health

C. client health

D. Cisco APIC appliance health

E. Cisco DNA Center appliance health

Suggested Answer: *A, C*
Reference: https://www.cisco.com/c/en/us/td/docs/cloud-systems-management/network-automation-and-management/dna-center/1-2/user_guide/ b_dnac_ug_1_2/b_dnac_ug_1_2_chapter_010011.html

Lyndongarcia09 Highly Voted 2 years, 2 months ago
A and C are the correct answer
upvoted 5 times

hiro555555 2 years, 6 months ago
I think answer is A and C. have checked the below URL, but answer B,D,E was not discoverd.https://developer.cisco.com/docs/dna-center/#!cisco-dna-center-platform-overview
upvoted 4 times

hiro555555 2 years, 6 months ago
I think answer is A and C. have checked the below URL, but answer B,D,E was not discoverd.
upvoted 4 times

hiro555555 2 years, 6 months ago
https://developer.cisco.com/docs/dna-center/#!cisco-dna-center-platform-overview
upvoted 1 times

Question #62 *Topic 1*

In which direction does the Cisco DNA Center Intent API communicate?

A. westbound

B. eastbound

C. northbound

D. southbound

Suggested Answer: *C*

The Intent API is a Northbound REST API that exposes specific capabilities of the Cisco DNA Center platform. The Intent API provides policy-based abstraction of business intent, allowing focus on an outcome rather than struggling with individual mechanisms steps. The RESTful Cisco DNA Center Intent API uses HTTPS verbs (GET, POST, PUT, and DELETE) with JSON structures to discover and control the network.
Reference: https://developer.cisco.com/docs/dna-center/#!cisco-dna-center-platform-overview/intent-api-northbound

lupindepin Highly Voted 2 years, 3 months ago

https://developer.cisco.com/docs/dna-center/#!cisco-dna-center-platform-overview/intent-api-northbound Intent API (Northbound) Events and Notifications (Eastbound) Integration API (Westbound)

upvoted 5 times

Question #63 *Topic 1*

Which two features are characteristics of software-defined networks when compared to traditional infrastructure? (Choose two.)

A. configured box-by-box

B. changed manually

C. use overlay networks

D. designed to change

E. require software development experience to manage

Suggested Answer: *C, D*

Reference: https://www.cisco.com/c/en/us/td/docs/solutions/Enterprise/Data_Center/VMDC/SDN/SDN.html

Community vote distribution

CD (100%)

DoctorDoctor Most Recent 1 year, 11 months ago

C D seems to the best, most correct answer

upvoted 2 times

CTshirt 2 years, 1 month ago

Why is D

upvoted 1 times

Xixmk 3 years, 10 months ago

E is more relevant since to utilize SDN capabilities better - automation, integrations - you should have some soft of programming skills

upvoted 2 times

Xixmk 3 years, 10 months ago

E is more relevant since to utilize SDN capabilities better - automation, integrations - you should have some soft of programming skillsYou don't necessarily need programming skills. Several vendors need you to understand the functionalities to deploy an SDN solution. You can tune and modify at your will the SDN solution but it's not necessarily compulsory. So C and D seems accurate for me.

upvoted 2 times

Johnconnor2021 Highly Voted 3 years, 7 months ago

You don't necessarily need programming skills. Several vendors need you to understand the functionalities to deploy an SDN solution. You can tune and modify at your will the SDN solution but it's not necessarily compulsory. So C and D seems accurate for me.

upvoted 11 times

Xixmk 3 years, 10 months ago

I have doubts that C is correct. Overlay-underlay architecture is not only relevant to SDN

upvoted 1 times

Question #64 *Topic 1*

When accessing the /device-detail endpoint in Cisco DNA Center, what is an acceptable SearchBy parameter value?

A. platform type

B. IP address

C. software version

D. MAC address

Suggested Answer: *D*

Community vote distribution

D (100%)

Wocilon Highly Voted 4 years, 4 months ago

D. is the correct answer. It can be filtered using the searchBy query and it can be: MAC Address or Device Name value or UUID of the network device https://developer.cisco.com/docs/dna-center/#!get-device-detail

upvoted 6 times

Cheam Most Recent 1 year, 11 months ago

From: https://developer.cisco.com/docs/dna-center/2-3-5/get-device-detail/ Operation Id: getDeviceDetail Description: Returns detailed Network Device information retrieved by Mac Address, Device Name or UUID for any given point of time curl -L --request GET \ --url /dna/intent/api/v1/device-detail?searchBy=&identifier= \ --header 'Content-Type: application/json' \ --header 'Accept: application/json' All the best.

upvoted 2 times

kekoa 4 years ago

D - device detail https://developer.cisco.com/docs/dna-center/#!get-device-detail

upvoted 4 times

Question #65 *Topic 1*

Which two Cisco DNA Center features are needed to add legacy devices on the platform? (Choose two.)

A. multivendor SDK support

B. trusted device profile update

C. device package creation

D. device package download

E. device profile replication

Suggested Answer: *B, C*

Community vote distribution

CD (100%)

Wocilon Highly Voted 4 years, 11 months ago

AC I thinks is the most likely correct answer. I am not completely sure about this, but Multivendor SDK support is a must and I imagine than then a "device package creation" phase, of someone willing to code the package to upload it to the DNAc. In the screenshots here, there is mention of "device package deployment" but not "device package download" or "device profile replication". https://developer.cisco.com/docs/dna-center/#!creating-a-device-package/check-for-updates Source: https://www.cisco.com/c/en/us/products/collateral/cloud-systems-management/dna-center/nb-06-dna-center-faq-cte-en.html No idea about trusted device profile update.

upvoted 10 times

ssink19 Most Recent 1 year, 8 months ago

C AND D ChatGPT says so

upvoted 1 times

Jenas3 1 year, 10 months ago

A. Multi-vendor SDK support may also be a correct answer, but the most relevant features for adding legacy devices are C. Device package creation and D. Device package download. B. Trusted device profile update is not an essential element for adding legacy devices, so it is incorrect.

upvoted 1 times

squirrel88x 2 years, 5 months ago

From the course questions: Which Cisco DNA Center functionality is used to integrate multivendor support? --> Device Packs and the DNA Center Multivendor Java SDK

upvoted 1 times

ThePokemonNuzlockingMaster 2 years, 7 months ago

I have no idea on this one unfortunately, can't find anything online either. I'm tempted to go with Wocilon's answer, but if anyone else comes across an answer for this please post it

upvoted 1 times

DRAG DROP -

Refer to the exhibit. A GET request is issued to the Cisco DNA Center REST API. Drag and drop the GET request URL subpaths from the left onto the objectives on the right. Not all options are used.

Select and Place:

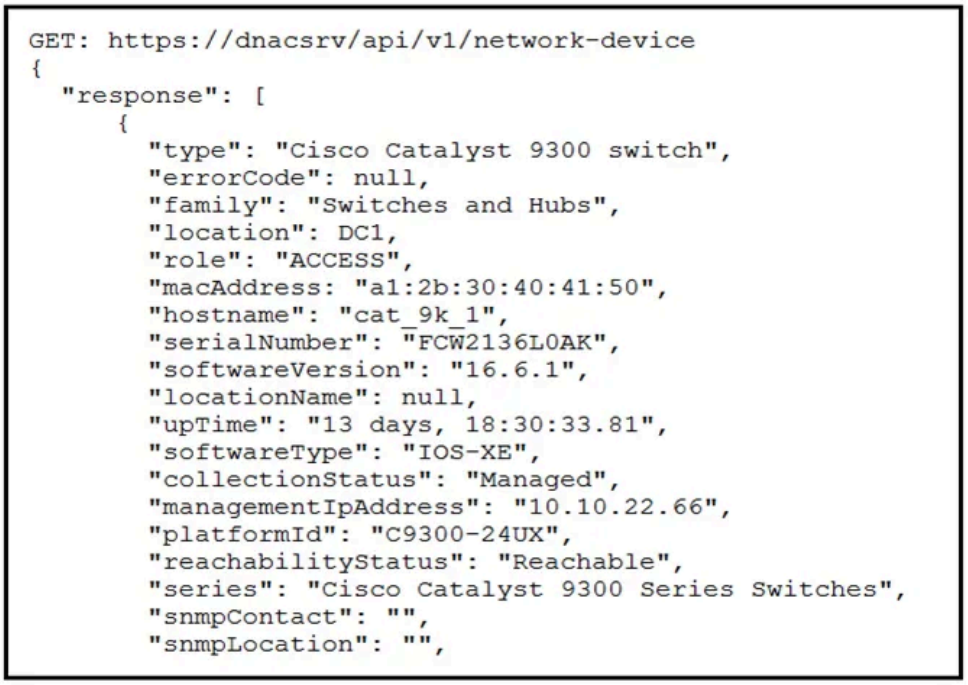

```
GET: https://dnacsrv/api/v1/network-device
{
  "response": [
      {
        "type": "Cisco Catalyst 9300 switch",
        "errorCode": null,
        "family": "Switches and Hubs",
        "location": DC1,
        "role": "ACCESS",
        "macAddress: "a1:2b:30:40:41:50",
        "hostname": "cat_9k_1",
        "serialNumber": "FCW2136L0AK",
        "softwareVersion": "16.6.1",
        "locationName": null,
        "upTime": "13 days, 18:30:33.81",
        "softwareType": "IOS-XE",
        "collectionStatus": "Managed",
        "managementIpAddress": "10.10.22.66",
        "platformId": "C9300-24UX",
        "reachabilityStatus": "Reachable",
        "series": "Cisco Catalyst 9300 Series Switches",
        "snmpContact": "",
        "snmpLocation": "",
```

Answer Area

/api/v1/network-device?softwareType=IOS-XE&softwareVersion=16.4.2	List devices that are configured by using SNMP to be in the DC2 location
/api/v1/network-device?location=DC2	List device types
/api/v1/network-device?(softwareType=IOS-XE) AND (softwareVersion=16.4.2)	List the device that has an IP address of 10.222.10.35
/api/v1/network-device?family=Switches and Hubs	Display Cisco IOS XE devices that have IOS version 16.4.2
/api/v1/network-device?ipAddress=10.222.10.35	
/api/v1/network-device?snmpLocation=DC2	
/api/v1/network-device?managementIpAddress=10.222.10.35	
/api/v1/network-device?family=cat_9k_1	

Suggested Answer:

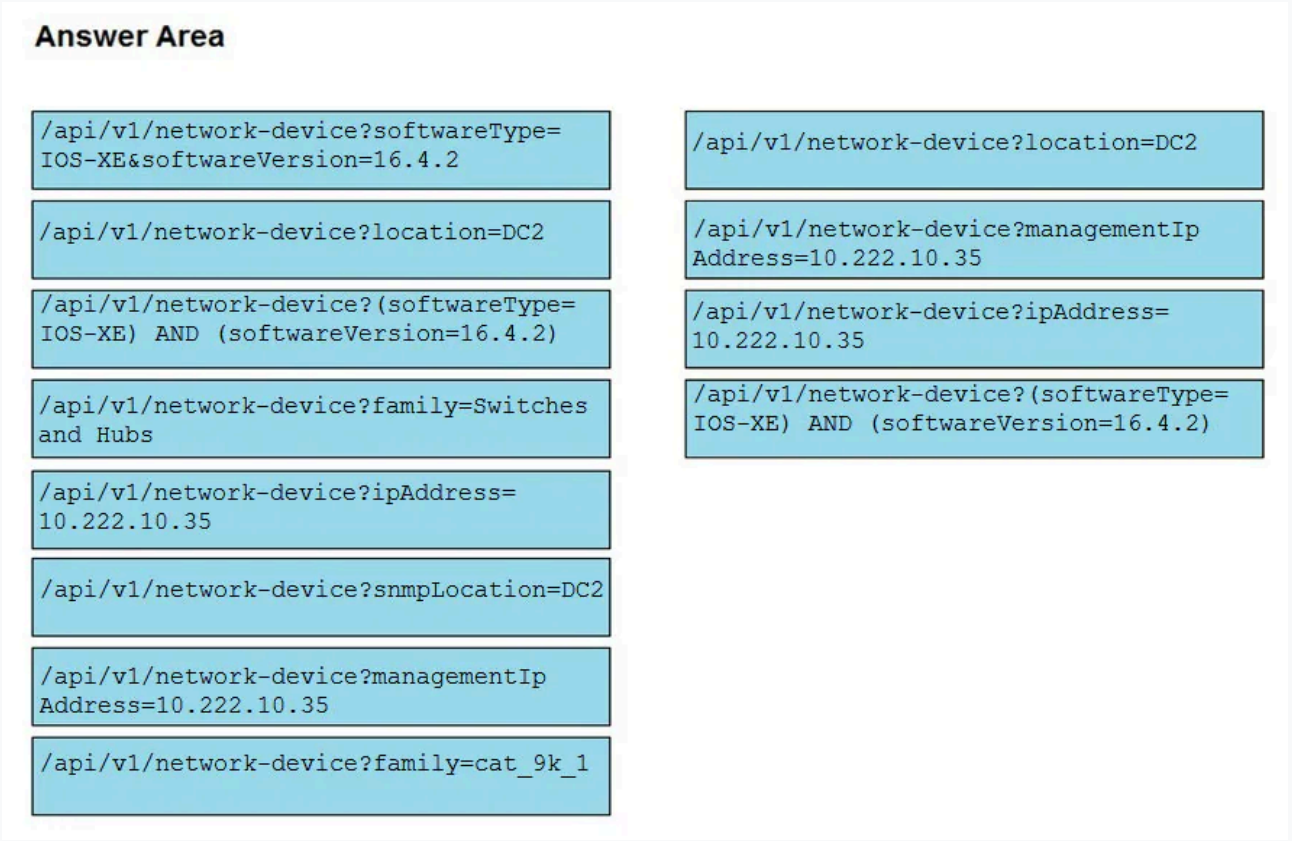

Reference: https://meraki.cisco.com/lib/pdf/meraki_whitepaper_captive_portal.pdf

Lyndongarcia09 Highly Voted 4 years, 2 months ago

I tried querying via python script Cisco AlwaysOn Sandbox, there is a snmpLocation parameter. So the correct answer should be: - /api/v1/network-devices?snmpLocation=DC2. - /api/v1/network-devices?family=Switches and Hub - /api/v1/network-devices?managementIpaddress=10.222.10.35 - /api/v1/network-devices?softwareType=IOS-XE&softwareVersion=16.4.2https://developer.cisco.com/docs/dna-center/#!get-device-listagree with Lyndongarcia09

upvoted 16 times

Lyndongarcia09 Highly Voted 4 years, 2 months ago

I tried querying via python script Cisco AlwaysOn Sandbox, there is a snmpLocation parameter. So the correct answer should be: - /api/v1/network-devices?snmpLocation=DC2. - /api/v1/network-devices?family=Switches and Hub - /api/v1/network-devices?managementIpaddress=10.222.10.35 - /api/v1/network-devices?softwareType=IOS-XE&softwareVersion=16.4.2

upvoted 16 times

Bingchengchen236 2 years, 8 months ago

https://developer.cisco.com/docs/dna-center/#!get-device-listagree with Lyndongarcia09

upvoted 1 times

Bingchengchen236 2 years, 8 months ago

https://developer.cisco.com/docs/dna-center/#!get-device-list

upvoted 1 times

Bingchengchen236 2 years, 8 months ago

agree with Lyndongarcia09

upvoted 1 times

Wocilon 4 years, 5 months ago

- /api/v1/network-devices?location=DC2. - /api/v1/network-devices?family=Switches and Hub - /api/v1/network-devices?managementIpaddress=10.222.10.35 - /api/v1/network-devices?softwareType=IOS-XE&softwareVersion=16.4.2 Explanation: -There is no "snmpLocation" query parameter and technically this can be configured using SNMP. - The possible option is family=cat_9k_1 which seems more like a series than a family. - There is no IpAddress query parameter (and doesn't make too much sense either) - REST uses & for adding two parameters to the query. Source: https://developer.cisco.com/docs/dna-center/#!cisco-dna-1-3-3-x-api-api-devices-get-device-list For Family possible options: https://www.cisco.com/c/en/us/td/docs/cloud-systems-management/network-automation-and-management/dna-center/2-1-2/user_guide/b_cisco_dna_center_ug_2_1_2/b_cisco_dna_center_ug_2_1_1_chapter_011.html

upvoted 10 times

ThePokemonNuzlockingMaster Most Recent 2 years, 1 month ago

The documentation doesn't actually show snmpLocation anymore: https://developer.cisco.com/docs/dna-center/#!get-device-list However I still believe Lyndongarcia09 is correct. Maybe this is referencing an older version of the API which did support snmpLocation, but more importantly the exhibit shows that snmpLocation is present. If the exhibit is stating it, for the purpose of the exam it almost doesn't matter what the real world documentation says, they're asking more about your ability to interpret the docs they provide rather than your knowledge of the real world docs

upvoted 1 times

Question #67 *Topic 1*

Which path do calls begin with to implement Cisco DNA Center Intent APIs?

A. /intent

B. /dna/v1

C. /dna/api/intent/v1/

D. /dna/system/api/v1/

Suggested Answer: *D*

Reference: https://developer.cisco.com/docs/dna-center/#!device-provisioning/endpoints-and-methods-used

Community vote distribution

D (100%)

Lyndongarcia09 Highly Voted 4 years, 2 months ago

We need to get the token first, before we can query. So the answer is D. https://developer.cisco.com/docs/dna-center/#!device-provisioning/goal

upvoted 6 times

RickAO76 Most Recent 1 year, 3 months ago

Intent API is always going to be /dna/intent/api/v1/ --- not listed, but should be. You do need to get the token 1st from /dna/system/api/v1/ - however I don't believe the question is asking that - just seems like the actual answer is missing from choices.

upvoted 1 times

ThePokemonNuzlockingMaster 2 years, 1 month ago

It has to be D. Firstly, you need to get the token first before running the intent API which is what /dna/system/api/v1 is used for, but secondly and most importantly, none of these other URLs actually exist. All intent APIs start /dna/intent/api/v1, which isn't an option

upvoted 3 times

jbch 3 years, 6 months ago

I agree that the answer is D. I don't know why everyone is saying A, there is no URL for DNAC API that begins with /intenet

upvoted 2 times

m0901s 4 years, 2 months ago

this is tricky question - before we even think of starting any API calls, we have to begin with getting token, which is D. But A is possible too. Either D or A.

upvoted 1 times

Wocilon 4 years, 5 months ago

The answer is A. Explanation: Option B. No way Jose. Option C. is close but order wrong: dna/api/intent/v1/ =! dna/intent/api/v1/ Option D. /dna/system/api/v1/ is used to retrieve tokens not the intent API Option A. Is the only left which makes sense (sort of)

upvoted 3 times

Question #68 *Topic 1*

When the Cisco DNA Center Intent API is used as part of an automation process, what prompts receiving a HTTP 206 status code on a call?

A. The client authentication credentials that are included with the request are missing or invalid

B. The client made a request for partial content matching a range header

C. The client request was successful, but there is no content associated with the request

D. The client made a request that has been received but not yet acted upon

Suggested Answer: *B*

kekoa Most Recent 2 years ago

B - The HTTP 206 Partial Content success status response code indicates that the request has succeeded and the body contains the requested ranges of data, as described in the Range header of the request.

upvoted 4 times

Question #69 *Topic 1*

Refer to the exhibit. After executing the call, an engineer obtains the result of the Command Runner execution. The three commands show as blocklisted in the downloaded file. What is the cause of the error?

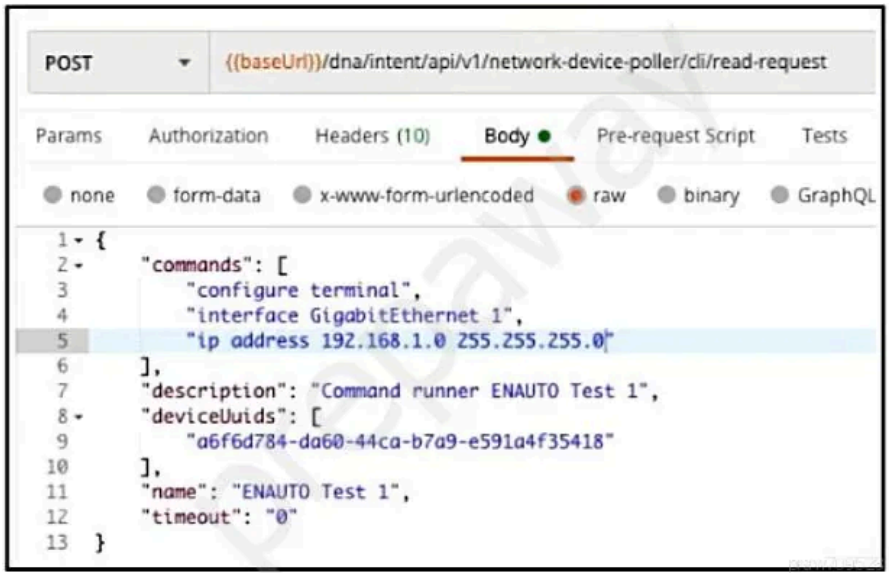

A. The API user in Cisco DNA does not have write privileges on the devices.

B. The engineer attempting to access the devices in Cisco DNA Center does not have privilege 15.

C. The format of the JSON body must follow the CLI format.

D. Command Runner supports only the show command and the read-only command.

Suggested Answer: *D*

Community vote distribution

D (100%)

Lyndongarcia09 Highly Voted 2 years, 2 months ago

D is correct, it only support read only commands. https://developer.cisco.com/docs/dna-center/#!command-runner

upvoted 7 times

kekoa Most Recent 2 years ago

D - POST /dna/intent/api/v1/network-device-poller/cli/read-request Run read-only commands on devices to get their real-time configuration https://developer.cisco.com/docs/dna-center/api/1-3-3-x/

upvoted 3 times

Question #70 *Topic 1*

What does Cisco DNA Center use to manage third-party devices?

A. command runners

B. multivendor SDK

C. templates

D. device packages

Suggested Answer: *D*
Reference: https://developer.cisco.com/docs/dna-center/

ebulating Most Recent 2 years ago
Support for device packages has also been deprecated https://community.cisco.com/t5/controllers/multivendor-device-package-for-dna-center-2-2-3-5/td-p/4591517
upvoted 1 times

pafcio84 3 years, 10 months ago
Support for the Multivendor SDK has been deprecated in Cisco DNA Center platform 2.1.2. Seems to be Ans D
upvoted 1 times

kekoa 4 years, 6 months ago
D - Cisco DNA Center supports the management of non-Cisco devices through the use of contributing Device Packages
https://developer.cisco.com/dnacenter/multivendorsupport/
upvoted 1 times

Wocilon 4 years, 11 months ago
Multivendor SDK is just an app to develop "Device Packages" among other things. https://developer.cisco.com/docs/dna-center/#!creating-a-device-package/access-documentation
upvoted 3 times

Wocilon 4 years, 11 months ago
Multivendor SDK is just an app to develop "Device Packages" among other things. https://developer.cisco.com/docs/dna-center/#!creating-a-device-package/access-documentationSo, D is stil the correct answer?
upvoted 3 times

GeordiLaForge 4 years, 9 months ago
So, D is stil the correct answer?
upvoted 1 times

Question #71 *Topic 1*

What is an advantage of software-defined networks as compared to traditional networks?

A. They simplify operations by creating a concrete copy of the network.

B. They reduce complexity by coupling the control and the data plane.

C. They enable older hardware to be repurposed without an investment in new infrastructure.

D. They deliver a distributed management architecture that provides better resilience to errors.

Suggested Answer: *D*

Reference: https://www.ibm.com/services/network/sdn-versus-traditional-networking

Community vote distribution

C (100%)

NoobChampion Highly Voted 4 years, 4 months ago

Answer should be C A. Don't even understand what it means B. that's the opposite of what SDN is C. Most SDN solutions reuse existing hardware. Just add controllers. D. Management is centralized in SDN

upvoted 8 times

dexilec82 Most Recent 1 year, 7 months ago

Selected Answer: C

Software-Defined Networking (SDN) separates the control plane from the data plane, centralizing network management and allowing for more flexible, programmable network configurations. This abstraction enables older hardware to be repurposed because SDN controllers manage the network dynamically, reducing dependency on proprietary hardware upgrades.

upvoted 1 times

dexilec82 1 year, 7 months ago

Software-Defined Networking (SDN) separates the control plane from the data plane, centralizing network management and allowing for more flexible, programmable network configurations. This abstraction enables older hardware to be repurposed because SDN controllers manage the network dynamically, reducing dependency on proprietary hardware upgrades.Why the other options are incorrect: A. They simplify operations by creating a concrete copy of the network. SDN simplifies network management, but it does not create a "concrete copy" of the network. Instead, it virtualizes and centralizes network control. B. They reduce complexity by coupling the control and the data plane. SDN actually decouples the control plane from the data plane, centralizing network intelligence in a software-based controller. D. They deliver a distributed management architecture that provides better resilience to errors. SDN primarily uses a centralized control plane rather than a distributed management architecture. Traditional networks rely more on distributed control mechanisms.

upvoted 1 times

dexilec82 1 year, 7 months ago

Why the other options are incorrect: A. They simplify operations by creating a concrete copy of the network. SDN simplifies network management, but it does not create a "concrete copy" of the network. Instead, it virtualizes and centralizes network control. B. They reduce complexity by coupling the control and the data plane. SDN actually decouples the control plane from the data plane, centralizing network intelligence in a software-based controller. D. They deliver a distributed management architecture that provides better resilience to errors. SDN primarily uses a centralized control plane rather than a distributed management architecture. Traditional networks rely more on distributed control mechanisms.

upvoted 2 times

samael666 1 year, 10 months ago

why not D: it is not distributed is the opposite is centralized

upvoted 1 times

ebulating 2 years ago

C is the least wrong answer out of 4 bad options.

upvoted 1 times

Cheam 2 years, 5 months ago

SDN centralises management. Ref: https://www.cisco.com/c/en/us/solutions/software-defined-networking/overview.html What is software-defined networking (SDN)? SDN is an architecture designed to make a network more flexible and easier to manage. SDN centralizes management by abstracting the control plane from the data forwarding function in the discrete networking device. All the best,

upvoted 1 times

ThePokemonNuzlockingMaster 2 years, 7 months ago

I Agree with NoobChampion, seems like C is the most correct answer. A, B and D are all wrong for the reasons stated by NoobChampion, C isn't always True but it definitely isn't always False, so it has to be C

upvoted 1 times

Question #72 *Topic 1*

Which script binds a network to a template?

A.

```
import requests
url = "https://api.meraki.com/api/v0/networks/"  \
      "{{networkId}}/split"
payload = {
    "configTemplateId": "N_23952905",
    "autoBind": True
}
headers = {
    'Accept': '*/*',
    'Content-Type': 'application/json'
}
response = requests.request("POST", url,
                            headers=headers,
                            data=payload)
print(response.text.encode('utf8'))
```

B.

```
import requests
url = "https://api.meraki.com/api/v0/networks/"  \
      "{{networkId}}/bind"
payload = {
    "configTemplateId": "N_23952905",
    "autoBind": False
}
headers = {
    'Accept': '*/*',
    'Content-Type': 'application/json'
}
response = requests.request("POST", url,
                            headers=headers,
                            data=payload)
print(response.text.encode('utf8'))
```

C.

```
import requests
url = "https://api.meraki.com/api/v0/networks/"  \
      "{{networkId}}/bind"
payload = {
    "configTemplateId": "N_23952905",
    "autoBind": False
}
headers = {
    'Accept': '*/*',
    'Content-Type': 'application/json'
}
response = requests.request("PUT", url,
                            headers=headers,
                            data=payload)
print(response.text.encode('utf8'))
```

D.

```
import requests
url = "https://api.meraki.com/api/v0/networks/"  \
      "{{networkId}}/split"
payload = {
    "configTemplateId": "N_23952905",
    "autoBind": True
}
headers = {
    'Accept': '*/*',
    'Content-Type': 'application/json'
}
response = requests.request("PUT", url,
                            headers=headers,
                            data=payload)
print(response.text.encode('utf8'))
```

Suggested Answer:

Wocilon Highly Voted 4 years, 5 months ago

The answer is B. Bind is to "Bind a network to a template." Split is to "Split a combined network into individual networks for each type of device" Both use POST Source: https://developer.cisco.com/meraki/api/#!split-network https://developer.cisco.com/meraki/api/#!bind-networkAs you said, answer A is autobind:True should be the answer?No, look at url = for A. It uses /split, when it should be /bind like B.

upvoted 9 times

Wocilon Highly Voted 4 years, 5 months ago

The answer is B. Bind is to "Bind a network to a template." Split is to "Split a combined network into individual networks for each type of device" Both use POST Source: https://developer.cisco.com/meraki/api/#!split-network https://developer.cisco.com/meraki/api/#!bind-network

upvoted 9 times

KnightHeart 3 years, 9 months ago

As you said, answer A is autobind:True should be the answer?

upvoted 1 times

KnightHeart 3 years, 9 months ago

As you said, answer A is autobind:True should be the answer?No, look at url = for A. It uses /split, when it should be /bind like B.

upvoted 1 times

jbch 3 years, 6 months ago

No, look at url = for A. It uses /split, when it should be /bind like B.

upvoted 2 times

notspam21 Most Recent 2 years ago

B is correct - https://developer.cisco.com/meraki/api-v1/bind-network/

upvoted 2 times

Lyndongarcia09 4 years, 2 months ago

Answer is B - https://developer.cisco.com/meraki/api/#!bind-network

upvoted 2 times

Question #73 *Topic 1*

DRAG DROP -

Drag and drop the characteristics from the left onto the network types on the right.

Select and Place:

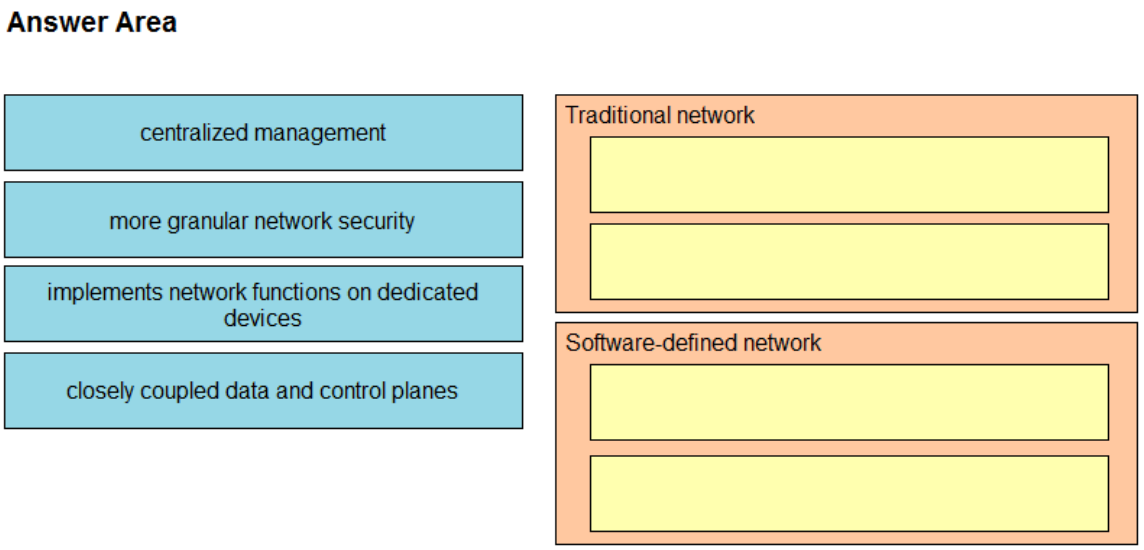

Suggested Answer:

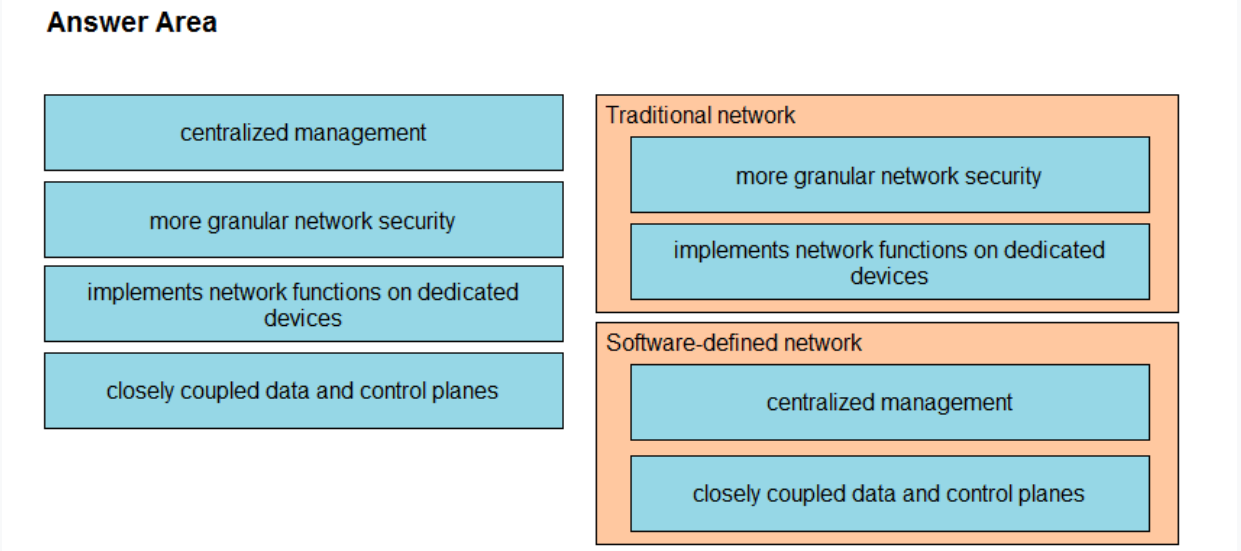

Wocilon Highly Voted 4 years, 10 months ago

I think should be Traditional networks closely coupled data and control plane implements network function on dedicated devices SDN centralized management more granular network security

upvoted 18 times

dexilec82 Highly Voted 4 years, 8 months ago

Traditional networks closely coupled data and control plane --> control and data planes integrated in the device implements network function on dedicated devices --> network functions are dedicated on the devices thats why we use cli to configure them SDN centralized management --> abstract the control plane into a controller like the cisco DNA or ACI to centrally managed devices with only the data planes in them more granular network security --> I think because using in SDN security is placed on endpoints, profiles, contracts etc which is more granular.

upvoted 8 times

samael666 Most Recent 1 year, 10 months ago

Traditional Network: Implements network functions on dedicated devices Closely coupled data and control planes Software-Defined Network: Centralized management More granular network security

upvoted 1 times

ThePokemonNuzlockingMaster 2 years, 7 months ago

Wocilon and Dex are both correct. As much as anything, for these questions it's always worth going matching the new stuff with the stuff that sounds good. Cisco almost use these exams to sell stuff as much as anything, so they're not gonna say that traditional networks have more granular network security

upvoted 2 times

Slavey 2 years, 8 months ago

Provided answer is correct, think about if you consider some of the others: d['data']['statList'] will give us count, detailssURL, name and status, if you use [0] just after that that will return 4, for the value count, which makes A, C and D incorrect!

upvoted 1 times

Question #74 *Topic 1*

Refer to the exhibit. Cisco SD-WAN deployment must be troubleshooted using vManage APIs. A call to vEdge Hardware Health API returns the data in the exhibit
(only a portion is shown). If this JSON is converted to a Python dictionary and assigned to the variable `d`, how the status is accessed that is indicated on line 16?

```
1  {
2    'data':
3      [
4        {
5          'count': 4,
6          'detailsURL': '',
7          'name': 'vEdge Hardware Health',
8          'status': 'error',
9          'statusList':
10           [
11             {
12               'count': 4,
13               'detailsURL': '/dataservice/device/hardwarehealth/detail?state=normal',
14               'message': '4 {normal=4, warning=0, error=0}',
15               'name': 'normal',
16               'status': 'up'
17             }
```

A. d[data][0][statusList][0][status]

B. d['data']['statusList']['status']

C. d{'data'}[0]{'statusList'}[0]{'status'}

D. d['data'][0]['statusList'][0]['status']

Suggested Answer: *B*

The 0s in option AC and D are not logical in this scenario. The status tag already takes care of the error message.

Community vote distribution

D (100%)

Wocilon Highly Voted 4 years, 5 months ago

Answer is D. 0 are needed due they are inside lists. d["data"][0]["statusList"][0]["status"]

upvoted 13 times

sushil_bhattacharjee Most Recent 1 year, 11 months ago

Testing in a python script and D is definitely correct: d = { "data": [{ "count": 4, "detailsURL": "", "status": "error", "statusList": [{ "count": 4, "detailsURL": "/dataservice/device/hardwarehealth/detail?state=normal", "message": "normal", "status": "up" }] }] } print(d['data'][0]['statusList'][0]['status'])

upvoted 3 times

ThePokemonNuzlockingMaster 2 years, 1 month ago

Testing in a python script and D is definitely correct: d = { "data": [{ "count": 4, "detailsURL": "", "status": "error", "statusList": [{ "count": 4, "detailsURL": "/dataservice/device/hardwarehealth/detail?state=normal", "message": "normal", "status": "up" }] }] } print(d['data'][0]['statusList'][0]['status'])

upvoted 1 times

mrbrainwavez 3 years, 2 months ago

It's D

upvoted 1 times

Lyndongarcia09 4 years, 2 months ago

Answer shoulb be D, because you are querying an item inside a list.

upvoted 4 times

Question #75 *Topic 1*

FILL BLANK -

Information about a rebooted device needs to be displayed with an ID of 260faff9-2d31-4312-cf96-143b46db0211 using the Cisco SD-WAN vManage

Administration APIs. The API documentation states that deviceId is a required request parameter. Fill in the blank to create the REST call.

https://vmanage-ip-address:8443/dataservice/device/action/reboot [ ] **260faff9-2d31-4312-cf96-143b46db0211**

Suggested Answer:

Reference: https://sdwan-docs.cisco.com/Product_Documentation/Command_Reference/Command_Reference/vManage_REST_APIs/Software_Maintenance_APIs/Reboot_Device

Lyndongarcia09 Highly Voted 2 years, 2 months ago

?deviceId=

upvoted 5 times

JCGO 2 years, 9 months ago

Supposedly deviceId is request body now. https://developer.cisco.com/docs/sdwan/#!software-maintenance/device-operation Anyways ?deviceId= looks good

upvoted 4 times

Question #76 *Topic 1*

What is the purpose of using the Cisco SD-WAN vManage Certificate Management API?

A. to generate a CSR

B. to allocate resources to the certificate server

C. to request a certificate from the certificate server

D. to enable vManage Center

Suggested Answer: *A*
Reference: https://www.cisco.com/c/en/us/td/docs/routers/sdwan/configuration/sdwan-xe-gs-book/cisco-sd-wan-overlay-network-bringup.html

john6732 Most Recent 2 years, 3 months ago

The question is vague because you can use the API to get the root and device certs, but B C and D don't make sense so it's A.

upvoted 2 times

kekoa 2 years, 6 months ago

A - Generate CSR for device https://python-viptela.readthedocs.io/en/latest/autoapi/api/certificate/index.html

upvoted 3 times

Question #77 *Topic 1*

Which action allows for creating a Python script to pull inventory for Cisco SD-WAN Viptela devices using the Viptela library in the code?

A. from urllib.request import Viptela

B. from viptela.devices import Viptela

C. from viptela.viptela import Viptela

D. from viptela.library import Viptela

Suggested Answer: *B*

The viptela.devices import viptela can be used to put inventory from Cisco SD WAN viptela devices.

Community vote distribution

C (100%)

1234567J Highly Voted 5 years, 9 months ago

C https://github.com/8radm1n/viptela

upvoted 14 times

6ae1440 Most Recent 8 months, 3 weeks ago

Obviously C

upvoted 1 times

namashivaya 2 years ago

C

upvoted 1 times

Lyndongarcia09 4 years, 8 months ago

Answer is C https://github.com/bwks/viptela

upvoted 4 times

Wocilon 4 years, 11 months ago

It is C. But I will go using the DEVNET Git as source of truth https://github.com/CiscoDevNet/automationSandboxTest/blob/2e9d0d0f8d6d568ad09599dd23856fcb0fb667d9/check_sd_wan/sdWanAlwaysOnSandboxCheck.py

upvoted 4 times

Question #78 *Topic 1*

What is primary purpose of using the Cisco SD-WAN vManage Certificate Management API?

A. to securely deploy vManage

B. to report an issue to Cisco TAC

C. to install signed certificates

D. to contact Enterprise Certificate Authority

Suggested Answer: *A*

Reference: https://sdwan-docs.cisco.com/Product_Documentation/vManage_Help/Release_17.1/Configuration/Certificates

Community vote distribution

C (100%)

1234567J Highly Voted 5 years, 9 months ago

Correct answer is C

upvoted 15 times

6ae1440 Most Recent 8 months, 3 weeks ago

C is the correct one.

upvoted 1 times

namashivaya 2 years ago

Answer is C https://www.cisco.com/c/en/us/support/docs/routers/sd-wan/217426-understand-the-web-certificate-for-vmana.html

upvoted 1 times

Lyndongarcia09 4 years, 8 months ago

Answer is C https://www.cisco.com/c/en/us/support/docs/routers/sd-wan/217426-understand-the-web-certificate-for-vmana.html

upvoted 2 times

Xixmk 5 years, 4 months ago

It is C, A - vManage cert mgmt API is not used to deploy vManage B - no such feature D - Cert Mgmt API does not contact Ent CA on its own

upvoted 3 times

Question #79 *Topic 1*

FILL BLANK -

Fill in the blank to complete the URL for the Cisco SD-WAN API that retrieves a list of users that are logged into a device.

http://<vmanage-ip-address>/dataservice/device/ [ ] deviceid=<deviceid>>

Suggested Answer:

https://vmanage-ip-address/dataservice/device/interface?deviceId=deviceId Reference: https://sdwan-docs.cisco.com/Product_Documentation/Command_Reference/Command_Reference/vManage_REST_APIs/Real-Time_Monitoring_APIs/Interface

1234567J Highly Voted 3 years, 3 months ago

https://sdwan-docs.cisco.com/Product_Documentation/Command_Reference/Command_Reference/vManage_REST_APIs/Real-Time_Monitoring_APIs/Users Answer is: users?

upvoted 15 times

arpesz Highly Voted 3 years, 1 month ago

The correct answer is "users?" as you can see here: https://developer.cisco.com/docs/sdwan/#!device-realtime-monitoring/users API call for real-time monitoring of users logged in to the device. Device Users Display the users currently logged in to the device. GET https://{vmanage-ip-address}/dataservice/device/users?deviceId=deviceId

upvoted 7 times

Lyndongarcia09 Most Recent 2 years, 2 months ago

the correct syntax is - https://{vmanage-ip-address}/dataservice/device/users?deviceId=deviceId so the correct answer is - users? https://developer.cisco.com/docs/sdwan/#!device-realtime-monitoring/users

upvoted 1 times

Xixmk 2 years, 10 months ago

It's 'users?'. 'interfaces?' returns configured interfaces... answer is 100% incorrect

upvoted 3 times

Rodnamedev 3 years, 2 months ago

Wow this answer is ridiculous. Wth?

upvoted 2 times

Question #80 *Topic 1*

Which two API calls must be issued to attach a device template in Cisco SD-WAN? (Choose two.)

A. ɹ€monitor device action statusɹ€ GET API request with the device ID to display the status of the attach action

B. ɹ€monitor device action statusɹ€ GET API request with the process ID to display the status of the attach action

C. PUT call to initiate the attach action

D. POST call to initiate the attach action

E. GET call to initiate the attach action

Suggested Answer: *B, D*

Reference: https://sdwan-docs.cisco.com/Product_Documentation/Command_Reference/Command_Reference/vManage_REST_APIs/Device_Configuration_APIs/Device_Templates

Community vote distribution

BD (100%)

Blue06 Highly Voted 5 years, 5 months ago

Correct answer is B&D https://developer.cisco.com/docs/sdwan/#!device-template/attach-device-template

upvoted 15 times

after_eight Most Recent 1 year, 10 months ago

I guess it is TaskID instead of ProcessID. But DeviceID does not make sense since you can launch multiple asynchronous API for the same device.

upvoted 1 times

B3nd3cida 5 years, 6 months ago

This question seems outdated or wrong formulated: The 1st time a device join the overlay network it must have a Template attached to it. That associating is done in vManage. Then by taking a look to the API docs for templates we do have: GET /networkdesign/global/template/{templateId} PUT /networkdesign/global/template/{templateId} GET /networkdesign/profile/feature GET /networkdesign/profile/template GET /networkdesign /profile/template/{templateId} PUT /networkdesign/profile/template/{templateId} I have not been able to find anything related to processID when it comes to templates. But deviceID is also not a choice. Anyhow I will go with B,C.PUT would replace current attached devices with just that one device, it should be POST

upvoted 1 times

B3nd3cida 5 years, 6 months ago

This question seems outdated or wrong formulated: The 1st time a device join the overlay network it must have a Template attached to it. That associating is done in vManage. Then by taking a look to the API docs for templates we do have:

GET /networkdesign/global/template/{templateId} PUT /networkdesign/global/template/{templateId} GET /networkdesign/profile/feature GET /networkdesign/profile/template GET /networkdesign/profile/template/{templateId} PUT /networkdesign/profile/template/{templateId}

I have not been able to find anything related to processID when it comes to templates. But deviceID is also not a choice. Anyhow I will go with B,C.

upvoted 1 times

Xixmk 5 years, 4 months ago

PUT would replace current attached devices with just that one device, it should be POST

upvoted 4 times

Question #81 *Topic 1*

During a network outage, a network administrator used the Cisco SD-WAN vManage Troubleshooting Dashboard APIs to troubleshoot the cause of the issue.
Which detail is captured during troubleshooting with these APIs?

A. VPN health

B. public cloud resources

C. connections summary

D. OMP connection health

Suggested Answer: *C*
Reference: https://sdwan-docs.cisco.com/Product_Documentation/Command_Reference/Command_Reference/vManage_REST_APIs/Troubleshooting_APIs/ Dashboard

Community vote distribution
C (100%)

NoobChampion Highly Voted 3 years, 10 months ago
seems like an outdated question. The current API documentation does not reference any of the options.
https://developer.cisco.com/docs/sdwan/#!sd-wan-vmanage-v20-6
upvoted 5 times

ThePokemonNuzlockingMaster Most Recent 2 years, 1 month ago
Agree with NoobChampion, the question seems outdated and I can't find anything online to see what the correct answer would've been at the time. I'm inclined to stick with the provided answer of C and hope for the best
upvoted 2 times

Question #82 *Topic 1*

Refer to the exhibit. A Python script has been created that calls the Cisco SD-WAN vManage Device Inventory API to get the list of vEdges. The JSON data that returns to a Python dictionary has been converted and assigned to a variable named `d`. A portion of the JSON is shown in the exhibit. Which code will complete the expression hostname= to access the hostname?

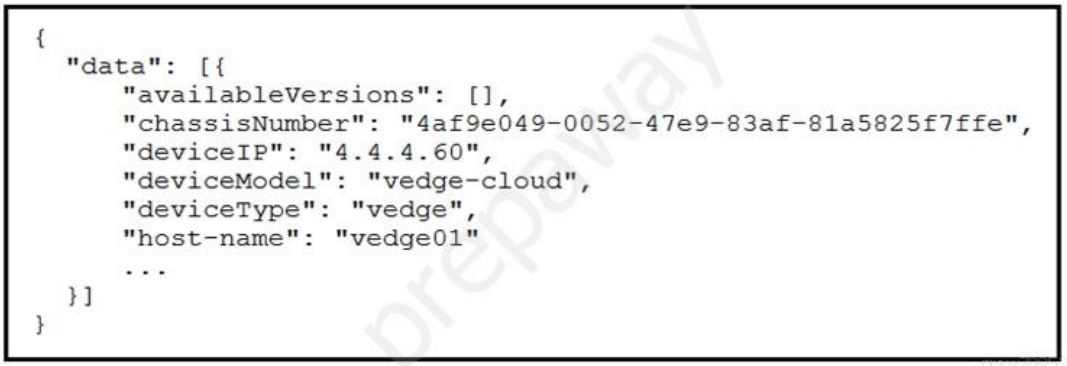

```
{
  "data": [{
      "availableVersions": [],
      "chassisNumber": "4af9e049-0052-47e9-83af-81a5825f7ffe",
      "deviceIP": "4.4.4.60",
      "deviceModel": "vedge-cloud",
      "deviceType": "vedge",
      "host-name": "vedge01"
      ...
  }]
}
```

A. d[ɹ€dataɹ€][0][ɹ€host-nameɹ€]

B. d[data][0][host-name]

C. d(ɹ€dataɹ€)[0](ɹ€host-nameɹ€)

D. d[ɹ€host-nameɹ€][ɹ€dataɹ€]{ɹ€0ɹ€}

Suggested Answer: *A*

The double-quotations are a necessary syntax of Python. And for the json portion doesnt use parentheses. It always uses brackets. d[ɹ€dataɹ€][0][ɹ€host-nameɹ€] is the only logical answer.

genkiro2020 Highly Voted 3 years, 2 months ago

d["dataɹ"][0]["host-name"]

upvoted 8 times

Alondrix Most Recent 2 years, 1 month ago

Page adds odd characters, to be clear it should be d["data"][0]["host-name"]

upvoted 3 times

Question #83 *Topic 1*

FILL BLANK -

Fill in the blank to complete the URL for an API call to Cisco SD-WAN to display the history of the Bidirectional Forwarding Detection sessions that run on a vEdge router.

https://<vmanage-ip-address>/dataservice/device/ [ ] deviceid=<deviceid>

Suggested Answer:

https://vmanage-ip-address/dataservice/device/bfd/synced/sessions?deviceId=deviceId Reference: https://sdwan-docs.cisco.com/Product_Documentation/Command_Reference/Command_Reference/vManage_REST_APIs/Real- Time_Monitoring_APIs/BFD

arpesz Highly Voted 3 years, 1 month ago

1234567J is right "bfd/history?" is correct, as you can see here: https://developer.cisco.com/docs/sdwan/#!device-realtime-monitoring/bfd

upvoted 12 times

1234567J Highly Voted 3 years, 3 months ago

history is: https://vmanage-ip-address/dataservice/device/bfd/history?deviceId=deviceId

upvoted 9 times

Lyndongarcia09 Most Recent 2 years, 2 months ago

complete path is - https://{vmanage-ip-address}/dataservice/device/bfd/history?deviceId=deviceId so the answer is "bfd/history? https://developer.cisco.com/docs/sdwan/#!device-realtime-monitoring/bfd

upvoted 4 times

Bahmed 2 years, 10 months ago

The correct answer is: bfd/history? https://documenter.getpostman.com/view/3224967/TVene8C4#d8cb7462-8459-40b7-ab4e-7db32ca8ea0f

upvoted 3 times

Question #84 *Topic 1*

Refer to the exhibit. A Python script must be created to deactivate vSmart Policy Cisco SD-WAN vManage Configuration APIs. The documentation states the URL is as shown in the exhibit for this REST call using POST, and that `policyId` is a required request parameter. Which line of Python code makes this call, assuming the variable `s` is a valid Requests session object and the variable `policy-id` is the policyId?



A. s.port('https://vmanage:8443/dataservice/template/policy/vsmart/activate?policyId=%s' % policy_id)

B. s.port('https://vmanage:8443/dataservice/template/policy/vsmart/activate/%s' % policy_id)

C. s.port('https://vmanage:8443/dataservice/template/policy/vsmart/activate&policyId=%s' % policy_id)

D. s.port('https://vmanage:8443/dataservice/template/policy/vsmart/activate/', data = {'policyId': policy_id})

Suggested Answer: *A*

Community vote distribution

B (100%)

dexilec82 Most Recent 1 year, 7 months ago

There are typos here the question is to deactivate but the answers are all active assuming the question is to activate the correct answer is B and also there is no s.port i think this is s.post to deactivate, just replace active with deactivate

upvoted 1 times

samael666 1 year, 10 months ago

correct sintax

upvoted 1 times

squirrel88x 2 years, 5 months ago

Correct answer is B See how %s is used in Python to replace a string https://stackoverflow.com/questions/54394758/python-s-f-d-etc

upvoted 1 times

Slavey 2 years, 8 months ago

I am not aware of method port in request library. I think it is answer D import json, requests payload = {'command': 'summary'} r = requests.post('http://localhost:4028', data=json.dumps(payload))

upvoted 1 times

Lyndongarcia09 4 years, 8 months ago

It should be B https://developer.cisco.com/docs/sdwan/#!sd-wan-vmanage-v20-6

upvoted 3 times

genkiro2020 4 years, 8 months ago

B is also correct: s.port("https://vmanage:8443/dataservice/template/policy/vsmart/activate/%s%) , without the "policy_id"

upvoted 3 times

Wocilon 4 years, 11 months ago

B is the correct answer. Source: https://docs.python.org/3/tutorial/inputoutput.html#old-string-formatting

upvoted 3 times

Question #85 *Topic 1*

What is a capability of Cisco SD-WAN vManage Certificate Management API?

A. deletes existing installed certificates

B. distributes the root certificate to client devices

C. generates SSL certificates

D. creates certificate signing requests

Suggested Answer: *D*

Wocilon Highly Voted 1 year, 11 months ago

I think is D. Explanation: You can either: "Force sync root certificate" POST /certificate/forcesync/rootCert "Generate CSR (Certificate Signing Request)" POST /certificate/generate/csr I think D is more close than B. For the remaining questions. I found nothing: -related with SSL/TSL certificates -related to delete installed certificates. (just invalidate devices) DELETE /certificate/{uuid} Source: https://developer.cisco.com/docs/sdwan/#!sd-wan-vmanage-v20-6 Certificate Management -Device section.

upvoted 6 times

Question #86 *Topic 1*

DRAG DROP -

Drag and drop the code from the bottom onto the box where the code is missing to complete this API request against the Cisco SD-WAN vManage Statistics API, which specifies a device with an Id of 100faff9-8b36-4312-bf97-743b26bd0211, a local color of biz-internet, and a remote color of gold. Not all options are used.

Select and Place:

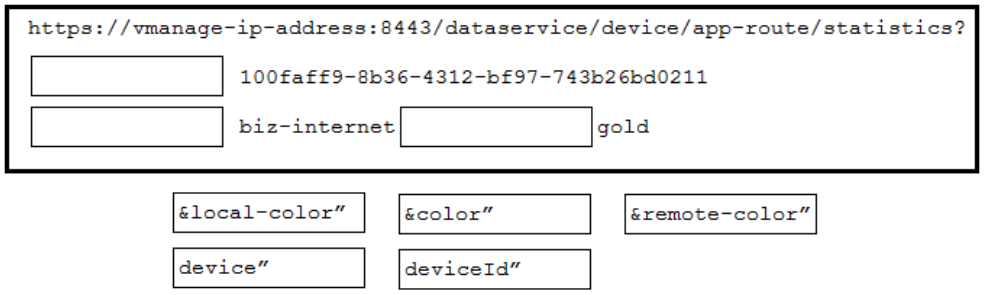

Suggested Answer:

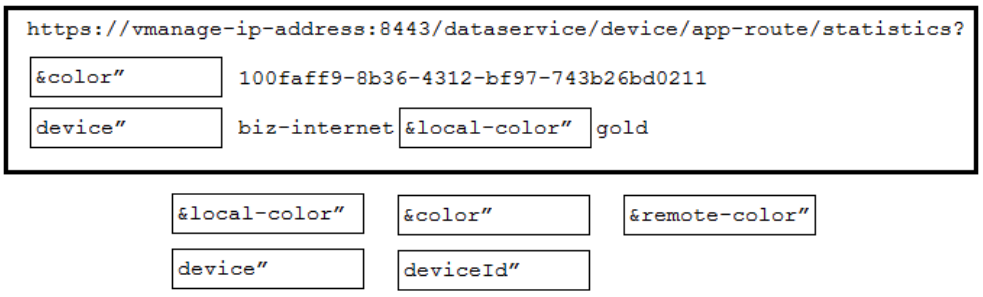

Wocilon 1 year, 11 months ago

Same question as 38. Answers: deviceID=,&local-color=,&remote-color Note: Quoutes are optional, more important are the commas.

upvoted 3 times

Wocilon 1 year, 11 months ago

Same question as 38. Answers: deviceID=,&local-color=,&remote-color Note: Quoutes are optional, more important are the commas.Wocilon from the past is wrong, Wocilon of the present is here! Answer: deviceId= &local-color= &remote-color= Quotes are optional, equal signs are mandatory, and commas are NOT needed.

upvoted 3 times

Wocilon Highly Voted 1 year, 10 months ago

Wocilon from the past is wrong, Wocilon of the present is here! Answer: deviceId= &local-color= &remote-color= Quotes are optional, equal signs are mandatory, and commas are NOT needed.

upvoted 9 times

Question #87 *Topic 1*

Refer to the exhibit. Cisco SD-WAN deployment must be fixed using vManage APIs. A call to vEdge Hardware Health API returns the data in the exhibit (only a portion is shown). If the JSON shown in the exhibit is converted to a Python dictionary named `d`, how is the `status` property referenced?

```
{
  'data':
    [
      {
        'count':4,
        'detailsURL': '',
        'name': 'vEdge Hardware Health',
        'status': 'error',
        'statusList':
          [
            {
              'count':4
              'detailsURL': '/dataservice/device/hardwarehealth/detail?state=normal',
              'message': '4 (normal=4, warning=0,error=0)',
              'name': 'normal',
              'status': 'up'
            }
```

A. d['data']['statusList']['status']

B. nbvnbvvnbhg

C. d{'data'}[0]{'statusList'}[0]{'status'}

D. d[data][0][statusList][0][status]

Suggested Answer: *C*

Community vote distribution

D (50%) C (25%) A (25%)

Wocilon Highly Voted 4 years, 11 months ago

Same question as 74. Answer is D but is missing all quoutes

upvoted 9 times

Jenas3 Most Recent 1 year, 10 months ago

The correct answer is A. d['data']['statusList']['status']. When the JSON data is converted to a Python dictionary d, the status property is correctly referenced as d['data']['statusList']['status']. This format corresponds to the nested keys in the JSON structure. The other options are incorrect.

upvoted 1 times

incognitoborg 2 years, 4 months ago

The answer is D, just needs quotes around 'data', 'statusList', and 'status' >> d['data'][0]['statusList'][0]['status']

upvoted 1 times

Slavey 2 years, 7 months ago

Right! the correct answer is really D, however it's missing quotes tested in Python3 as well: >>> d['data'][0]['statuslist'][0]['status'] 'up' all others gives errors and since question is how is the 'status' property referenced? the less wrong answer from the list is really D!

upvoted 2 times

ThePokemonNuzlockingMaster 2 years, 8 months ago

tested in Python, script below: d = { "data": [{ "count": 4, "detailsURL": "", "status": "error", "statusList": [{ "count": 4, "detailsURL": "/dataservice/device/hardwarehealth/detail?state=normal", "message": "normal", "status": "up" }] }] } print(d['data'][0]['statusList'][0]['status'])

upvoted 1 times

Slavey 2 years, 8 months ago

duplication with few other questions, correct answer is A, d['data']['statusList']['status']

upvoted 1 times

fuhgeddaboudit 3 years, 1 month ago

or C - replace curly brakets with square ones .. LOL

upvoted 1 times

Alondrix 3 years, 7 months ago

D with quotes: d'data'][0]['statusList'][0]['status']

upvoted 1 times

Alondrix 3 years, 7 months ago

D with quotes: d'data'][0]['statusList'][0]['status']Typo, should be: d['data'][0]['statusList'][0]['status']

upvoted 1 times

Alondrix 3 years, 7 months ago

Typo, should be: d['data'][0]['statusList'][0]['status']

upvoted 1 times

Question #88 *Topic 1*

DRAG DROP -

Drag and drop the code from the bottom onto the box where the code is missing to perform the login operation and security check on the vManage web server at the specified IP address. Not all code options are used.

Select and Place:

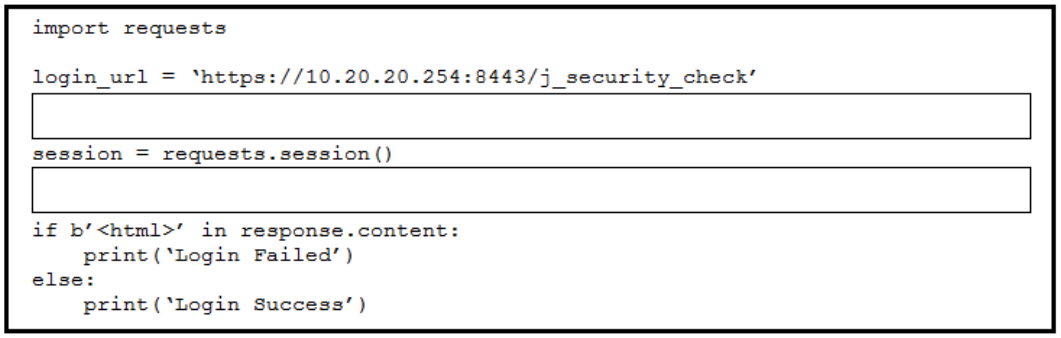

```
import requests

login_url = 'https://10.20.20.254:8443/j_security_check'

session = requests.session()

if b'<html>' in response.content:
    print('Login Failed')
else:
    print('Login Success')
```

```
response = session.post(url=login_url, data=login_credentials, verify=False)
```

```
login_credentials = ('j_username':'admin', 'j_password':'admin')
```

```
response = session.get(url=login_url, data=login_credentials, verify=False)
```

```
login_credentials = {'username':'admin', 'password':'admin'}
```

```
response = session.post(url=login, data=credentials, verify=False)
```

```
login_credentials = {'j_username':'admin', 'j_password':'admin'}
```

Suggested Answer:



```
import requests

login_url = 'https://10.20.20.254:8443/j_security_check'

response = session.get(url=login_url, data=login_credentials, verify=False)

session = requests.session()

login_credentials = {'j_username':'admin', 'j_password':'admin'}

if b'<html>' in response.content:
    print('Login Failed')
else:
    print('Login Success')
```

```
response = session.post(url=login_url, data=login_credentials, verify=False)
```

```
login_credentials = ('j_username':'admin', 'j_password':'admin')
```

```
response = session.get(url=login_url, data=login_credentials, verify=False)
```

```
login_credentials = {'username':'admin', 'password':'admin'}
```

```
response = session.post(url=login, data=credentials, verify=False)
```

```
login_credentials = {'j_username':'admin', 'j_password':'admin'}
```

Wocilon Highly Voted 2 years, 4 months ago

Answers are wrong. Correct answer: login_credentials = {'j_username':'admin', 'j_password':'admin'} response = session.post(url=login_url, data=login_credentials, verify=False) Note: There is a missing header with "Content-Type: application/x-www-form-urlencoded" https://developer.cisco.com/docs/sdwan/#!authentication/how-to-authenticate

upvoted 11 times

Lyndongarcia09 Highly Voted 2 years, 2 months ago

It should be: login_credentials = {'j_username':'admin', 'j_password':'admin'} response = session.post(url=login_url, data=login_credentials, verify=False)

upvoted 6 times

Question #89 *Topic 1*

A configuration has been made to add to every switch port a new port description. The script worked initially, but after a few seconds, an HTTP 429 status code was received. What causes this error message from the Meraki cloud?

A. The wrong API key is used to query the data.

B. The rate limit of the Cisco Meraki API is exceeded.

C. The API key has expired.

D. The device goes offline while you poll the API dashboard.

Suggested Answer: *B*
Reference: https://community.meraki.com/t5/Developers-APIs/my-API-Limit-exceed-and-key-is-not-working/td-p/64034

kekoa Most Recent 2 years ago

B - The HTTP 429 Too Many Requests response status code indicates the user has sent too many requests in a given amount of time ("rate limiting")
upvoted 3 times

Question #90 *Topic 1*

Which Python snippet receives a Meraki webhook request?

A.

```
@app.route('/mynet/webhook', methods=['PUT'])
@app.accept_body(WebhookSchema)
def receive_webhook(**kwargs):
        send_sms_alert(kwargs['alertType'])
```

B.

```
@app.route('/mynet/webhook', methods=['GET'])
@app.accept_body(WebhookSchema)
def receive_webhook(**kwargs):
        send_sms_alert(kwargs['alertType'])
```

C.

```
@app.route('/mynet/webhook', methods=['PATCH'])
@app.accept_body(WebhookSchema)
def receive_webhook(**kwargs):
        send_sms_alert(kwargs['alertType'])
```

D.

```
@app.route('/mynet/webhook', methods=['POST'])
@app.accept_body(WebhookSchema)
def receive_webhook(**kwargs):
        send_sms_alert(kwargs['alertType'])
```

Suggested Answer:
Reference: https://github.com/CiscoDevNet/dnav3-code/blob/master/intro-meraki/meraki-07-webhooks/webhookreceiver.py

lente_kriebels 2 years, 1 month ago

Incorrect it is B. Mark the word receiveNever mind this is fastapi decorators. It is D setting up a API which receives POST

upvoted 1 times

lente_kriebels 2 years, 1 month ago

Incorrect it is B. Mark the word receive

upvoted 1 times

lente_kriebels Most Recent 2 years, 1 month ago

Never mind this is fastapi decorators. It is D setting up a API which receives POST

upvoted 2 times

Xixmk 4 years, 10 months ago

D is correct, Webhook on Meraki uses POST to send an alert to external server

upvoted 4 times

Question #91 *Topic 1*

Which two types of solution are built with the Meraki Location Scanning API? (Choose two.)

A. networking automation

B. mapping

C. guest Wi-Fi

D. Sense

E. wayfinder

Suggested Answer: *B, E*
Reference: https://developer.cisco.com/meraki/build/wayfinding-mapwize/

Wocilon Highly Voted 1 year, 11 months ago

Yep, BE

upvoted 5 times

Question #92 *Topic 1*

Which URI with the request body of Request body: {`name`:`Test`,`organizationId`: ,`type`:`appliance`} creates a new Meraki network called `Test`, when using APIs?

A. PUT https://api.meraki.com/api/v0/organizations/ /networks

B. POST https://api.meraki.com/api/v0/networks

C. POST https://api.meraki.com/api/v0/organizations/ /networks/

D. POST https://api.meraki.com/api/v0/organizations/ /networks

Suggested Answer: *D*
Reference: https://documentation.meraki.com/zGeneral_Administration/Other_Topics/The_Cisco_Meraki_Dashboard_API

Wocilon Highly Voted 1 year, 11 months ago

D. This calls uses POST not PUT. https://developer.cisco.com/meraki/api-v1/#!create-organization-network

upvoted 7 times