EXAMTOPICS

-Expert Verified, Online, **Free**.



CERTIFICATION TEST

-CertificationTest.net - Cheap & Quality Resources With Best Support

Question #1 *Topic 1*

Which three item types support defining a list of values? (Choose three.)

A. Color Picker

B. List Manager

C. File Browse

D. Text Field with autocomplete

E. Shuttle

F. Switch

Suggested Answer: *A, B, D*
Reference: https://docs.oracle.com/database/apex-5.1/HTMDB/about-item-types.htm#HTMDB28627

Yandok Most Recent 4 years ago
BDE is correct
upvoted 1 times

Booger666 4 years, 5 months ago
Also agree with BDE
upvoted 1 times

chrishillinger 4 years, 9 months ago
Selected Answer: BDE
BDE is correct, Color Picker (A) does not support a LOV
upvoted 3 times

Nakhala 5 years ago
BDE is right
upvoted 3 times

GJCX 5 years, 7 months ago
Should be BDE
upvoted 3 times

sbrand 5 years, 7 months ago
Right answer is BDE.
upvoted 3 times

Question #2 *Topic 1*

Michael has developed an app for tracking product defects. His navigation menu lists each product. He has defined application items and computations to hold the number of defects for each product. For example, for Hedgers, he has defined the application item HEDGER_DEFECTS. How can Michael add the number of open defects in the navigation menu entries?

A. Update the Navigation Menu template to be Include Count.

B. Update Template Options and set Display Count to True.

C. Update the List Entry Label for Hedgers to Hedgers &HEDGER_DEFECTS., and similarly for other products.

D. Add &HEDGER_DEFECTS. to User Defined Attribute 01 in the navigation menu for Hedgers, and similarly for other products.

Suggested Answer: *C*

Yandok Most Recent 4 years ago

C is correct

upvoted 1 times

Nakhala 5 years ago

the answer is C

upvoted 1 times

sbrand 5 years, 7 months ago

I'd go for C

upvoted 2 times

Question #3 *Topic 1*

Which three actions can be performed by a workspace administrator? (Choose three.)

A. Add space to a schema

B. View usage reports for a workspace

C. Manage user accounts

D. Monitor workspace activity

E. Manage workspace to schema assignments

F. Approve workspace requests

Suggested Answer: *C, D, F*
Reference: https://docs.oracle.com/cd/E14373_01/admin.32/e13371/wrkspc.htm#AEADM101

SuperDabicho Most Recent 3 years, 3 months ago

Selected Answer: BCD

comment better like this to show the community answer

upvoted 1 times

SuperDabicho 3 years, 3 months ago

BCD agree!

upvoted 1 times

Nakhala 5 years ago

The answer is BCD

upvoted 2 times

MaritoH 5 years, 2 months ago

We have agree with BCD!

upvoted 2 times

sbrand 5 years, 7 months ago

Correct answer: BCD

upvoted 3 times

Question #4 *Topic 1*

John is evaluating an old APEX application that has over 20 tabular forms. He wants to update the application and replace all of the tabular forms with interactive grids.
What is the fastest way for John to replace the old reports?

A. Go to each page with a tabular form, copy the SQL Source from the Tabular Form region, and use it to create a new interactive grid.

B. Use the Create Page Wizard to create new pages with interactive grids, and then delete the old pages with tabular forms.

C. Use the Upgrade Application utility and select the candidate objects listed for "Upgrade Tabular Form to Interactive Grid", select all, and then click Upgrade.

D. Go to each report and change the type from Tabular Form to Interactive Grid.

Suggested Answer: *D*
Reference: https://community.oracle.com/thread/3937159?start=0&tstart=0

Nakhala Most Recent 5 years ago
the answer is C
upvoted 2 times

raouaabo 5 years, 3 months ago
the correct answer is C
upvoted 2 times

sbrand 5 years, 7 months ago
Should be C
upvoted 3 times

Question #5 *Topic 1*

Jenny has a form page based on ORDER_ITEMS. For certain product types, she needs to redirect to a modal dialog page to ask for additional information, before validating or processing the record on page submission.
Which processing point should Jenny select for the branch?

A. Before Computations

B. After Processing

C. After Submit

D. Processing

Suggested Answer: *B*
Reference: https://stackoverflow.com/questions/49449300/oracle-apex-submit-and-open-modal-in-the-same-time

makr4nd17 Most Recent 2 years, 5 months ago
Option: C - After Submit verified!
upvoted 1 times

SOHA_Nabil 3 years ago
C After Submit
upvoted 1 times

SuperDabicho 3 years, 3 months ago
Selected Answer: A
This question seems to need an update. Oracle has change the options through the years. Some of the lastest (v23.1) are: - After Submit (previously named Before Computation) - Validating (previously named Before Validation) - Processing (previously named Before Processing)

So this answer could be A or C.

https://docs.oracle.com/en/database/oracle/apex/23.1/htmdb/controlling-navigation-using-branches.html#GUID-09D6B7B0-25FE-4F36-A573-582FE605CB2C
upvoted 1 times

htroya 3 years, 6 months ago
After Submit Processing: Branches after submitting the page and before computation, validations and processes are executed.
upvoted 2 times

lucianoimelo 4 years ago
The answer is A: On Submit: Before Computation - Branching occurs before computations, validations, or processing. Use this option for buttons that should not invoke processing (for example, a Cancel button). https://docs.oracle.com/database/apex-5.1/HTMDB/controlling-navigation-using-branches.htm#HTMDB28485
upvoted 1 times

Ak_The_Apex_Legend 4 years, 3 months ago
the answer is B i guess , Refer (https://docs.oracle.com/database/apex-5.1/HTMDB/controlling-navigation-using-branches.htm#HTMDB30018)
upvoted 1 times

Nakhala 5 years ago
the answer is C after submit
upvoted 1 times

GJCX 5 years, 7 months ago
Correct answer is C
upvoted 2 times

sbrand 5 years, 7 months ago
The correct answer should be C "After Submit".
upvoted 2 times

Question #6 *Topic 1*

Which two are true about an "editable" interactive grid? (Choose two.)

A. All columns can be updated

B. You can insert multiple records at a time

C. You can define a computation

D. You can update only one record at a time

E. You can include dynamic actions on a column

Suggested Answer: *D, E*
Reference: https://stackoverflow.com/questions/49153692/how-can-i-hide-a-row-in-interactive-grid-based-on-some-column-value

SuperDabicho Most Recent 3 years, 3 months ago

Selected Answer: BE

I've checked on my test project, and on APEX 23.1 are correct A, B, E.

(A is correct if we don't count on the columns with checkbox and selector that APEX creates automatically).

upvoted 1 times

htroya 3 years, 6 months ago

answer B,E

upvoted 1 times

Nakhala 5 years ago

the answer is B&E insert or update multiple records at a time and defined Dynamic Action

upvoted 1 times

MaritoH 5 years, 3 months ago

I think that you can insert or update multiple records at a time. A and B are the correct options.

upvoted 1 times

sbrand 5 years, 7 months ago

Of course you can insert multiple records at a time. And you can update more than one record at a time. Correct: BE

upvoted 2 times

Question #7 *Topic 1*

Sunny has developed a report and form on CUSTOMERS, which is open to partners. The report displays only customers associated with partners, based on their user credentials. Partners can click an Edit button to go to a form page to update their customers. Sunny is concerned that IT savvy users will be able to alter the
URL to be able to see and update records from other partners.
What must Sunny do to protect the form page from URL tampering?

A. Update Page Access Protection to Arguments Must Have Checksum

B. Set Authentication to Administration Rights

C. Set Rejoin Sessions to Disabled

D. Set Deep Linking to Disabled

E. Update Page Access Protection to No URL Access

Suggested Answer: *E*

SuperDabicho Most Recent 3 years, 3 months ago

Selected Answer: A

I think A is the correct answer too, but I'm not 100% sure. https://docs.oracle.com/en/database/oracle/apex/23.1/htmdb/preventing-url-tampering.html#GUID-AF34B5A4-5BA1-4FD7-A706-664E277ADC09:~:text=throughout%20the%20application.-,Page%20Access%20Protection,-%3A

upvoted 1 times

Nakhala 5 years ago

the answer is A

upvoted 1 times

GJCX 5 years, 7 months ago

I think A too

upvoted 1 times

sbrand 5 years, 7 months ago

imho it should be sufficient to update Page Access Protection to 'Arguments Must Have Checksum' => A

upvoted 2 times

Question #8 *Topic 1*

Which four tasks can you perform using the Shared Components section in Application Builder? (Choose four.)

A. Edit the No Data Found messages for multiple report regions in the application

B. Manage translatable text messages for the application

C. Review debug messages generated by the application

D. Change the application alias

E. Manage application upgrade scripts

F. Change navigational components of the application

G. Add different application roles and configure their role assignment

H. Delete multiple application pages

Suggested Answer: *A, B, D, G*

SuperDabicho Most Recent 3 years, 3 months ago

Selected Answer: BDFG

BDFG are correct, 100%. Not sure if now (v23.1) it is possible A.

upvoted 1 times

Nakhala 5 years ago

the answer is BDFG

upvoted 1 times

GJCX 5 years, 7 months ago

I think BDFG too

upvoted 1 times

sbrand 5 years, 7 months ago

I would suggest BDFG

upvoted 1 times

Question #9 *Topic 1*

Brian created a page with multiple regions. He now wants to include a list of links to selectively display each region.

How can Brian achieve this?

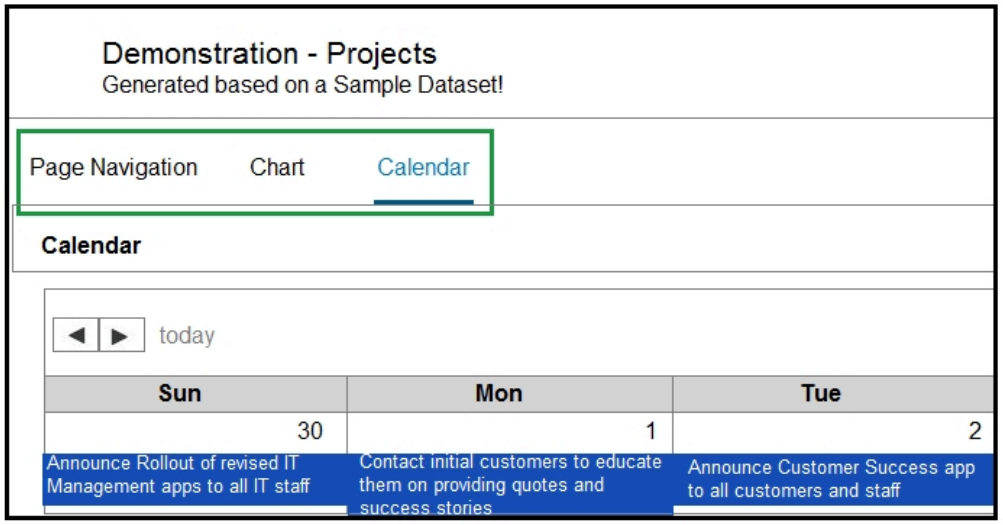

A. Create a region of type Region Display Selector, and ensure that each region has Region Display Selector set to "Yes".

B. Create a parent region called REGIONS. For each region, update the Parent Region attribute to REGIONS.

C. Create a list in Shared Components containing each region. Create a region of type List and associated the list created.

D. Define static IDs for each region. Create a region called REGIONS of type Static Content with named anchors to other regions.

Suggested Answer: *A*

SuperDabicho Most Recent 3 years, 3 months ago

Selected Answer: A

A is correct

upvoted 1 times

Nakhala 5 years ago

the answer is A

upvoted 2 times

GJCX 5 years, 7 months ago

A is correct

upvoted 2 times

Question #10 *Topic 1*

Kim has defined a validation of "Item is NOT zero" on P5_SAL. When she runs the page, the error is displayed in the notification, but does not highlight the item or display the error below the item. Kim changes Display Location to "Inline with Field and Notification". However, the validation error still does not display under the item.
What must Kim do to ensure that the validation error appears correctly under the item and also in the notification?

A. Add JavaScript to the item to display on error

B. Set Display Location to "Inline with Field"

C. Set Value Required to Yes on P5_SAL

D. Set Validation Associated Item to P5_SAL

Suggested Answer: *B*
Reference: https://stackoverflow.com/questions/57100939/display-error-message-inline-with-field-in-oracle-apex-interactive-grid

Nakhala Most Recent 5 years ago
the answer is D
upvoted 1 times

xav1er 5 years, 1 month ago
Its D - I've checked that in my apex environment
upvoted 1 times

raouaabo 5 years, 3 months ago
it' s D
upvoted 3 times

Rupesh13 5 years, 6 months ago
D I think
upvoted 4 times

GJCX 5 years, 7 months ago
I think B
upvoted 1 times

Question #11 *Topic 1*

You want to use the session state value of a page item in the SELECT statement for a report on another page.
What is the correct way to reference the value of a page item in a SQL statement?

A. &PAGE_ITEM

B. v("~PAGE_ITEM')

C. APEX_UTIL.GET_SESSION_STATE(p_item => "~PAGE_ITEM)

D. :PAGE_ITEM

Suggested Answer: *C*
Reference: https://docs.oracle.com/en/database/oracle/application-express/19.2/aeapi/GET_SESSION_STATE-Function.html#GUID-8BB0C252-C4DB-4300- AA34-9E1FF3B2DAA7

SuperDabicho Most Recent 3 years, 3 months ago

Selected Answer: D

In release 23.1 is still D the correct answer. We are talking about SQL not PL/SQL I guess
https://docs.oracle.com/en/database/oracle/apex/23.1/htmdb/managing-session-state-values.html#GUID-AC0C208D-61DF-40F6-8CC9-F3D59D24E5D0:~:text=3.9.1-,About%20Referencing%20Session%20State,-Reference%20item%20values

upvoted 1 times

Tiribobba007 5 years ago

The answer is D

upvoted 2 times

Nakhala 5 years ago

the answer is D, the ':' prevent SQL injection

upvoted 2 times

geri1590 5 years, 1 month ago

D ":MY_ITEM" is correct (in SQL!): https://docs.oracle.com/en/database/oracle/application-express/21.1/htmdb/managing-session-state-values.html#GUID-AC0C208D-61DF-40F6-8CC9-F3D59D24E5D0

upvoted 2 times

usmanchaudhy 5 years, 2 months ago

C is Correct

upvoted 1 times

sbrand 5 years, 7 months ago

Best answer: D

upvoted 2 times

Question #12 *Topic 1*

Ellie has two related interactive grids on a page. Which two steps must she perform to create a master detail relationship between them? (Choose two.)

A. Include a join clause in the SQL Query attribute of the detail interactive grid region.

B. Enter the name of the foreign key constraint in the Detail Region Foreign Key Relationship attribute.

C. In the master region, select the correct region for the Detail Region attribute.

D. Make the master interactive grid region read-only.

E. Move the detail region below the master region.

F. In the detail region, select the correct region for the Master Region attribute.

G. In one of the columns of the detail region, select the related column of the master region for the Master Column attribute.

Suggested Answer: *C, G*

htroya Most Recent 3 years, 6 months ago
answer F,G
upvoted 1 times

Nakhala 5 years ago
the answer is FG
upvoted 1 times

matmar 5 years, 5 months ago
FG, Master Region should be chosen in detail region.
upvoted 1 times

GJCX 5 years, 7 months ago
I agree it's F and G
upvoted 1 times

sbrand 5 years, 7 months ago
It's F and G
upvoted 1 times

Question #13 *Topic 1*

Carl has created a new region template as a copy of the Standard region template in Universal Theme. He wants to update the template, but is not sure how often the template is used throughout the application.
How can Carl determine all of the pages where his custom template is used?

A. Go to Application Utilities > Templates and review the utilization report

B. Go to Shared Components > Templates, and select References for the given template

C. Go to Application Utilities > Cross Page Utilities and review Page Attributes

D. Run the Application Advisor and select Template Utilization

Suggested Answer: *D*
Reference: https://docs.oracle.com/database/121/HTMDB/ui_templt.htm#HTMDB25621

Nakhala Most Recent 5 years ago
the answer is B
upvoted 1 times

GJCX 5 years, 7 months ago
Agreed B
upvoted 1 times

sbrand 5 years, 7 months ago
It's B
upvoted 1 times

Question #14 *Topic 1*

What is the least error-prone way to split a long list into two lists?

A. Create an empty second list, copy selected list items from the first list to the second list, and then remove the copied list items from the first list.

B. Create two new lists, copy list items from the initial list to the first list, copy the remaining list items from the initial list to the second list, and then delete the initial list.

C. Create an empty second list, manually re-create the needed list entries, and then remove the matching list entries from the first list.

D. Copy the entire list, grid edit the copied list and remove entries that are not needed, and then grid edit the first list and remove the entries that are now in the second list.

Suggested Answer: *C*

Nakhala Most Recent 5 years ago
the answer is D
upvoted 1 times

geri1590 5 years, 1 month ago
I would bet D
upvoted 1 times

GJCX 5 years, 7 months ago
I think D
upvoted 1 times

sbrand 5 years, 7 months ago
Why not D?
upvoted 1 times

Question #15 *Topic 1*

Susan is building a new bug tracking application by using the Create Application Wizard. She wants to change the icon on the login screen to the "app-icon-bug" image.
How can Susan change the icon?

A. Click Appearance, and then click Choose New Icon

B. Click User Interface Defaults, and then select Edit Defaults

C. Edit the home page and click Select Icon

D. Click Advanced Settings, and then use the select list for Icon

Suggested Answer: *A*

Nakhala Most Recent 5 years ago
the answer is A
upvoted 1 times

geri1590 5 years, 1 month ago
You would have to edit the login page. In the region, change the attribute icon (in section Appearance). I'ts unclear, but I would say the A.
upvoted 1 times

guestart 5 years, 4 months ago
Yes, A is correct. I can change it on the Login page for appearance option.
upvoted 1 times

Marko_1991 5 years, 4 months ago
A is correct. You can change app icon on Create app wizard
upvoted 1 times

matmar 5 years, 5 months ago
None of them.
upvoted 1 times

GJCX 5 years, 6 months ago
I don't think any of these answers are correct
upvoted 1 times

Question #16 *Topic 1*

Which is true interactive reports?

A. Subscription is supported only on primary reports

B. A developer can hide the search bar

C. A developer can delete a primary report

D. Only reports can be downloaded, not group by, charts, or pivots

Suggested Answer: *B*

Nakhala Most Recent 5 years ago

I think B too

upvoted 1 times

GJCX 5 years, 7 months ago

I think B

upvoted 1 times

Question #17 *Topic 1*

Martin has a text field on a page that he wants to protect with Session State Protection.
Select the four valid protection levels available to Martin. (Choose four.)

A. Checksum Required: User Level

B. Hidden Item

C. Checksum Required: Workspace Level

D. Unrestricted

E. Checksum Not Required

F. Checksum Required: Session Level

G. Restricted: May not be set from browser

H. Checksum Required: Application Level

Suggested Answer: *A, F, G, H*
Reference: https://docs.oracle.com/database/121/HTMDB/sec_dev.htm#HTMDB25976

Nakhala Most Recent 5 years ago
the answer is AFGH
upvoted 1 times

GJCX 5 years, 7 months ago
AFGH is correct
upvoted 1 times

Question #18 *Topic 1*

Which two are true about using the Create Page Wizard to create a report with "Report with Form on Table"? (Choose two.)

A. The wizard builds two pages using an interactive grid page and a form page.

B. The report and form must both be based on the same table or view.

C. The wizard builds two pages, and interactive report page and a form page.

D. The second page allows users to select the previous and next records.

E. The first page allows users to update records.

Suggested Answer: *B, E*

agram69 Most Recent 4 years, 2 months ago

Selected Answer: BC

BE is not correct

upvoted 1 times

Nakhala 5 years ago

the answer is BC

upvoted 1 times

usmanchaudhy 5 years, 2 months ago

BC Agreed

upvoted 1 times

GJCX 5 years, 7 months ago

Agreed BC

upvoted 1 times

ocpdeji 5 years, 7 months ago

Answer is BC. Confirmed

upvoted 1 times

Question #19 *Topic 1*

Robert has a form page, Page 5, on the EMP table. He has defined two validations.
Validation 1 checks that P5_MGR is not null.
Validation 2 checks that the employee selected in P5_MGR has a job of PRESIDENT or MANAGER.
How can Robert prevent the employee job validation (Validation 2) from firing when the P5_MGR is NOT NULL validation (Validation 1) has failed?

A. Set stop processing to Yes for the P5_MGR is NOT NULL validation (Validation 1)

B. Ensure Validation 1 is listed before Validation 2

C. Add a server-side condition of P5_MGR is NOT NULL to the employee job validation (Validation 2)

D. Set Always Execute to No for the P5_MGR employee job validation (Validation 2)

Suggested Answer: *C*

lucianoimelo Most Recent 4 years ago
C is the correct
upvoted 1 times

agram69 4 years, 2 months ago
C is answer
upvoted 1 times

Nakhala 5 years ago
the answer is C
upvoted 1 times

xav1er 5 years, 1 month ago
C is correct. just tested it.
upvoted 1 times

Marko_1991 5 years, 2 months ago
Changed my mind. C is correct for this situation, but how generally prevent firing other validations when the first validation fails?
upvoted 1 times

Marko_1991 5 years, 6 months ago
Are you sure about answer C? I think B is best answer
upvoted 2 times

GJCX 5 years, 7 months ago
I think C
upvoted 1 times

Question #20 *Topic 1*

William has created the chart on the left, which displays values.
He wants to show the chart on the right, which displays percentages.

Which step should William perform to display percentages?

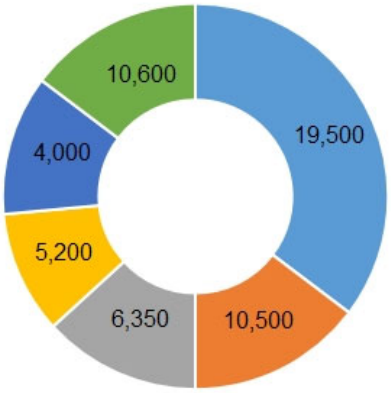

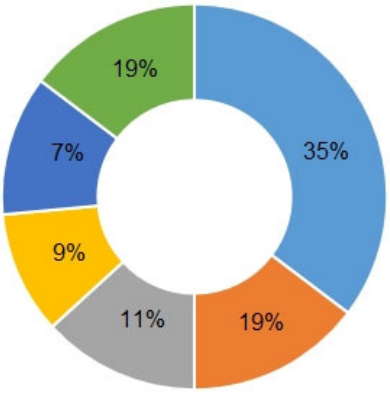

A. Set the Column Mapping > Value to "Percentage".

B. Set Label > Display As to "Percentage".

C. Update the query to return percentage values.

D. Set Tooltip > Show Value to "No."

Suggested Answer: *A*

htroya Most Recent 3 years, 6 months ago
answer b
upvoted 1 times

Adnan99_1 4 years, 4 months ago
WHY B?
upvoted 1 times

Nakhala 5 years ago
the answer is B
upvoted 1 times

usmanchaudhy 5 years, 2 months ago
Yes, It's B
upvoted 1 times

HAWK789 5 years, 3 months ago
B is correct
upvoted 1 times

sbrand 5 years, 7 months ago
It's B
upvoted 2 times

Question #21 *Topic 1*

Mary wants to add feedback to an application. She uses the Create Page Wizard, selects Features, and then selects Feedback. The wizard adds a feedback entry to the navigation bar and creates new pages, in her application, under Administration to review and disposition the feedback.
Which statement is true about feedback data?

A. Feedback entered into the app can be viewed by developers in Team Development

B. When an administrator updates the feedback status, the person logging the feedback is notified

C. A new table is created in your schema to store the feedback for the app

D. You can invoke the feedback page from a modal dialog page

Suggested Answer: *A*
Reference: https://docs.oracle.com/database/apex-5.1/HTMDB/managing-feedback.htm#HTMDB28146

Nakhala Most Recent 5 years ago
the answer is A
upvoted 1 times

smzk 5 years, 5 months ago
yes, it is
upvoted 1 times

Marko_1991 5 years, 6 months ago
Is it A?
upvoted 2 times

Question #22 *Topic 1*

Which three are true about using REST Enabled SQL to access a remote database? (Choose three.)

A. Authentication must be done using the OAuth2 Client Credentials flow.

B. REST Enabled SQL must be enabled in the remote databases' ORDS configuration.

C. A wallet must be defined and configured on the remote database.

D. A REST Enabled SQL Reference must be created in Shared Components.

E. Authentication can be done using the remote database username and password.

F. The application parsing schema must be REST enabled.

Suggested Answer: *B, D, E*
Reference: https://docs.oracle.com/database/apex-18.1/HTMDB/rest-enabled-sql-creating.htm#HTMDB-GUID-0906921E-AF79-49D4-B909-1C090F805D9D

lucianoimelo Most Recent 4 years ago
BDE. The parsing schema of application does not need to have Rest enabled
upvoted 1 times

noureldin 4 years, 2 months ago
BDF is the answer
upvoted 1 times

Nakhala 5 years ago
the answer is BDE
upvoted 1 times

matmar 5 years, 5 months ago
BDF I suppose
upvoted 3 times

Question #23 *Topic 1*

Bill has created a Maintain Customer form as shown in Exhibit 1.

Now he wants the Last Name item to be next to the First Name item as shown in Exhibit 2.

How can Bill achieve this?

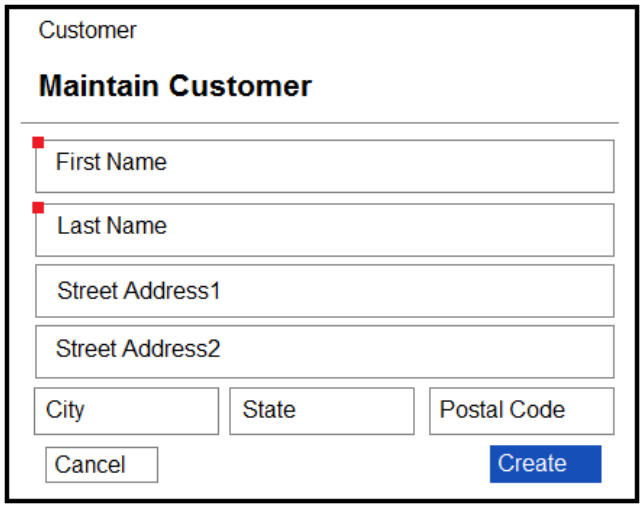

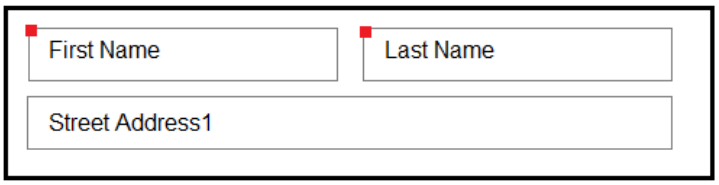

A. Set Start New Row to "Yes" and New Column to "Yes" for the Last Name item.

B. Set Start New Row to "No" for the Last Name item.

C. Set Column to "2" for the last Name item.

D. Set Column Span to "2" for the First Name item.

Suggested Answer: *A*

Nakhala Most Recent 5 years ago
the answer is B
upvoted 1 times

usmanchaudhy 5 years, 2 months ago
agreed B
upvoted 1 times

GJCX 5 years, 7 months ago
Agreed B
upvoted 2 times

ujpeterson 5 years, 9 months ago
I think is B
upvoted 3 times

Question #24 *Topic 1*

Sam is updating an application with a report (Page 10) and form (Page 11), where the form page has Page Mode "Normal." She wants to update the form page to a modal dialog, so it can be called from multiple report pages.
Sam has already changed Page Mode to "Modal Dialog", removed the breadcrumb region, added a button region to the dialog footer, and moved the buttons to the new region. Whenever she opens the form page from a different report page (Page 15), it keeps returning to the original report page (Page 10) when she cancels or submits the form page.
Which three steps must Sam perform to get the modal page to always return to the report page from which it was called? (Choose three.)

A. Create a Dynamic Action of type Close Dialog that fires whenever the DELETE, SAVE, or CREATE button is pressed.

B. Change the action on the CANCEL button to "Defined by Dynamic Action."

C. Create a Dynamic Action of type Cancel Dialog that fires when the CANCEL button is clicked.

D. Add a Close Dialog process.

E. Add a branch that redirects to an item holding the calling page.

F. Create a hidden page item to hold the calling page and update the calls to the form page to populate the item.

G. Update the branch to return to the correct calling page.

Suggested Answer: *B, C, D*
Reference: https://www.oracle.com/webfolder/technetwork/tutorials/obe/db/apex/r50/apex-adv-demo-projects-2848027/APEX_Advanced_Demo_Projects% 20v2.0.1.html

htroya Most Recent 3 years, 6 months ago
EFG is better
upvoted 1 times

noureldin 4 years, 2 months ago
BCD is the answer
upvoted 1 times

Nakhala 5 years ago
the answer is BCD
upvoted 1 times

smzk 5 years, 5 months ago
BCD is correct
upvoted 1 times

Marko_1991 5 years, 6 months ago
I think A,D,E
upvoted 1 times

Question #25 *Topic 1*

Morgan has a report and form on the EMP table. He updated the form by adding a display-only item P5_LOC, and a change event dynamic action on P5_DEPTNO to populate the item using Set Value with this SQL: select loc from dept where deptno = :P5_DEPTNO;
When Morgan runs the page, he gets this error:
apex_error_code:

WWV_FLOW_DML.COLUMN_NOT_FOUND -
original message: Column LOC not found in table EMP
What should Morgan do to prevent this error?

A. Update P5_LOC and set Source Type to "Null".

B. Update P5_LOC and set Source Database Column to DEPTNO.

C. Update P5_LOC and set Source Type to Item and select Item P5_DEPTNO.

D. Update P5_LOC and set Save Session State to "No."

E. Update P5_DEPTNO and set Type to "Display Only."

Suggested Answer: *A*

Nakhala Most Recent 5 years ago
the answer is A
upvoted 1 times

Marko_1991 5 years, 6 months ago
A is correct
upvoted 2 times

Question #26 *Topic 1*

Phil has been given the responsibility for an application that was developed years ago, because the original developer has left the company. End users have complained about accessibility because not all pages have titles.
How can Phil ensure that he corrects all pages in the app without page titles?

A. Run a query on the APEX_PAGE_DETAILS view where PAGE_TITLE is null

B. Use Application Advisor to perform a check

C. Ask end users to identify the problem pages

D. Bring up each page in Page Designer and review the Page Name

Suggested Answer: *B*

Nakhala Most Recent 5 years ago
the answer is B
upvoted 1 times

Marko_1991 5 years, 4 months ago
I think B
upvoted 1 times

Question #27 *Topic 1*

Susan created Page 10 as an interactive report, called Departments, on the DEPT table. She also created Page 11 as an interactive report on the EMP table, called Employees.
Susan would like to add a link in the Departments report (Page 10) that redirects to the Employees report (Page 11) and displays only employees for the selected department.
How would Susan set items in the link builder on Page 10 to correctly call the report on Page 11?

A. Set item name IR_DEPTNO and value to #DEPTNO#

B. Set item name to :P11_DEPTNO and value to :P10_DEPTNO

C. Set item name to :P11_DEPTNO and value to #DEPTNO#

D. Set item name to :P10_DEPTNO and value to #DEPTNO#

Suggested Answer: *C*

noureldin Most Recent 4 years, 2 months ago
A is theAnswer
upvoted 1 times

chrishillinger 4 years, 9 months ago
If A was written "IREQ_DEPTNO" than I'd go with A, otherwise I'm also for C
upvoted 1 times

Nakhala 5 years ago
the answer is C
upvoted 1 times

Marko_1991 5 years, 4 months ago
A is correct answer
upvoted 2 times

matmar 5 years, 5 months ago
C, but page 11 must have page item :P11_DEPTNO
upvoted 1 times

Question #28 *Topic 1*

ABC Company developed an employee directly by using an interactive report.
The HR manager (an end user) has customized his or her report to show only employees in the HR department, and wants to review the same report weekly.
How can the HR manager achieve this?

A. Add a control break on Department

B. Add a filter to the report

C. Save the report as a named report

D. Save the report as the primary report

E. Download the report to a CSV or HTML file

Suggested Answer: *D*

Nakhala Most Recent 5 years ago
the answer is C
upvoted 1 times

GJCX 5 years, 7 months ago
Agreed I think C too
upvoted 1 times

sbrand 5 years, 7 months ago
An end user can't save the report as the primary report. Correct answer is C.
upvoted 1 times